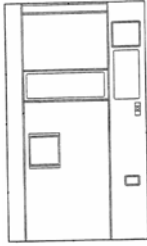




**213/203DC**  
**PARTS**  
**MANUAL**  
**HOT DRINK MERCHANDISER**

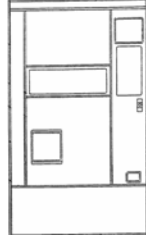
Door – Apollo & Euro Style

1.01



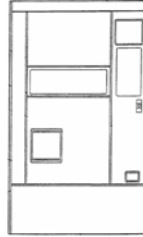
Door - AP11 & ARA Style

1.02



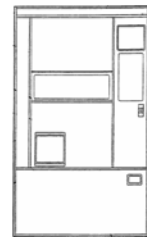
Door – Award II Style

1.03



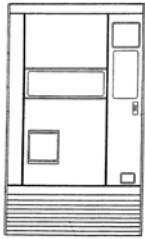
Door – Coverplate 3 Style

1.04



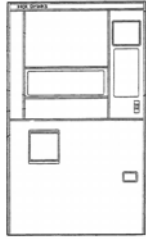
Door – Genesis Style

1.05



Door – Hi Tech Style

1.06



Door – Mission Style

1.07



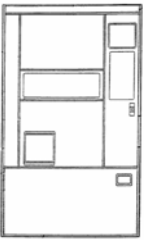
Door – Sterling Style

1.08



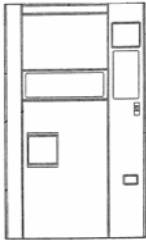
Door – Tron II Style

1.09



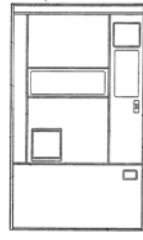
Door – Vantage Style

1.10



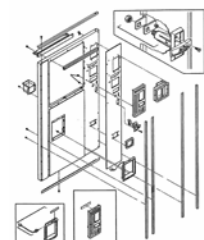
Door – Vip Style

1.11



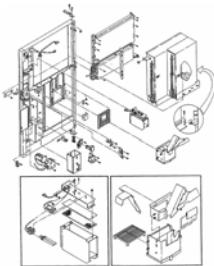
Exterior Door

2.01



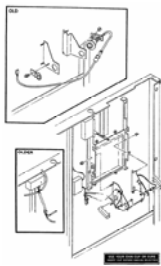
Interior Door

2.02



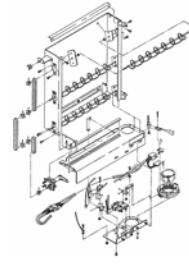
Interior Door - Misc

2.03



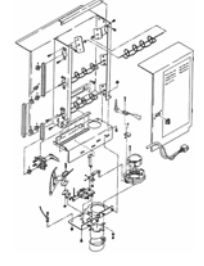
213 Cup Dispenser - Front

3.01



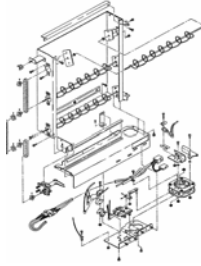
213 Cup Dispenser - Rear

3.02



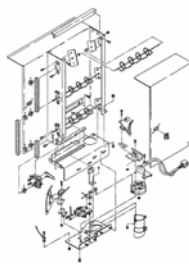
203 Cup Dispenser - Front

3.03



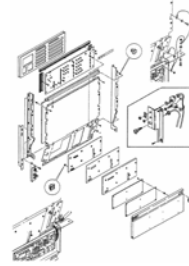
203 Cup Dispenser - Rear

3.04



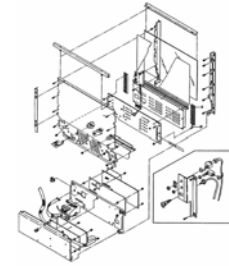
213 Shadow Box Assembly

4.01

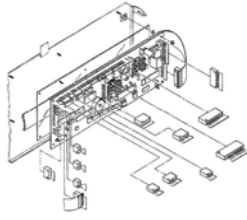


203 Shadow Box Assembly

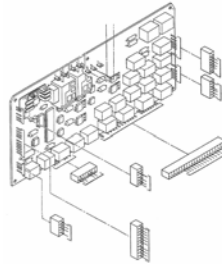
4.02



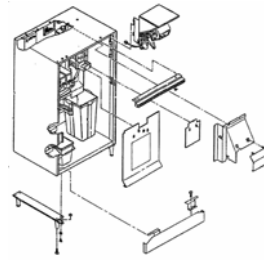
Logic Board  
4.03



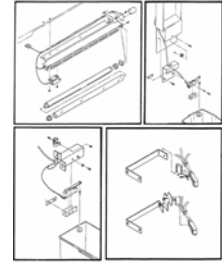
Motor Control Board  
4.04



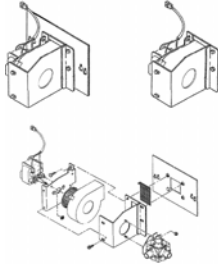
Cabinet  
5.01



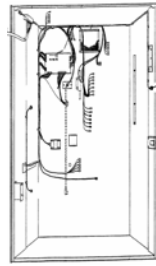
Cabinet Miscellaneous  
5.02



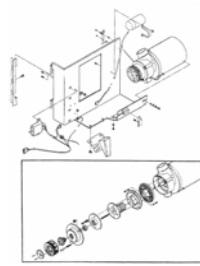
Exhaust Blower  
5.03



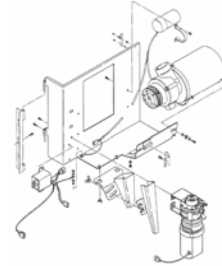
Cabinet & Harness  
5.04



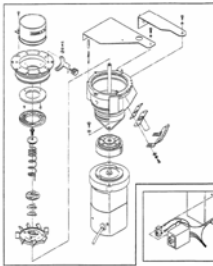
Grinder & Swing Out 'G'  
6.01



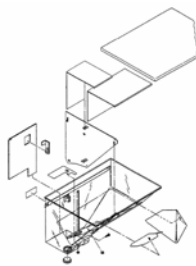
Grinder & Swing Out 'DG'  
6.02



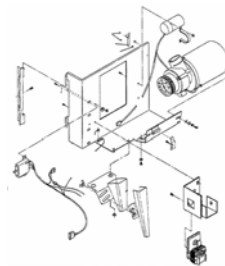
Mini Grinder Assembly  
6.03



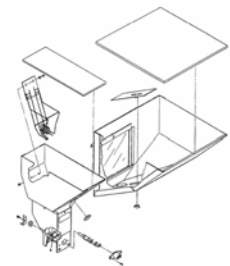
Canister Asm - 'G & DG'  
6.04



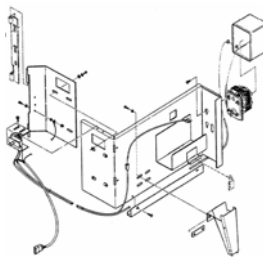
Swing Out Asm - 'GLG/GFD'  
6.05



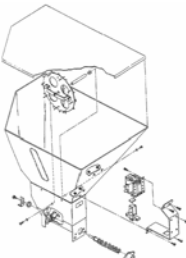
Canister Asm - 'GLG'  
6.06



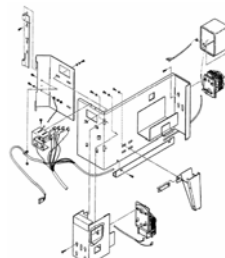
Swing Out Asm - 'LG'  
6.07



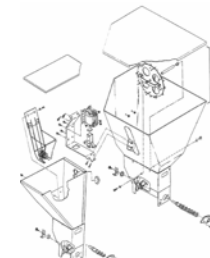
Canister Asm - 'LG'  
6.08



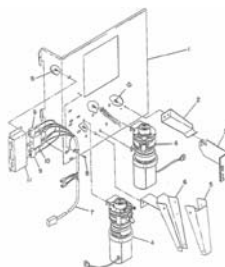
Swing Out Asm - 'DH'  
6.09



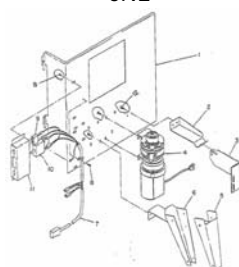
Canister Asm - 'DLG'  
6.10



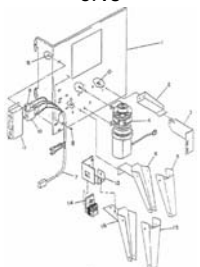
Grinder & Swing Out - 'DMG'  
6.11



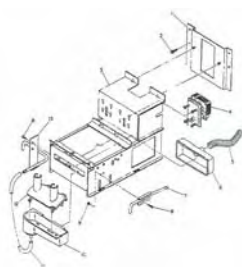
Grinder & Swing Out - 'MG'  
6.12



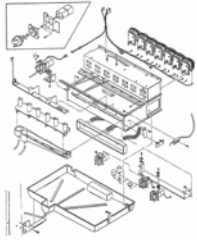
Swing Out Asm - 'MGLG'  
6.13



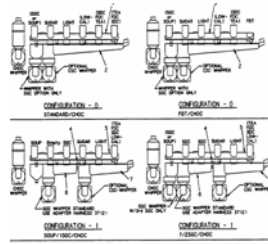
Canister Rack Asm - FDX  
7.00



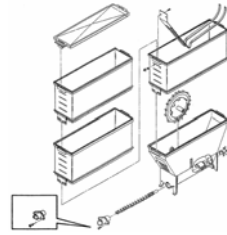
Canister Rack Assembly  
7.01



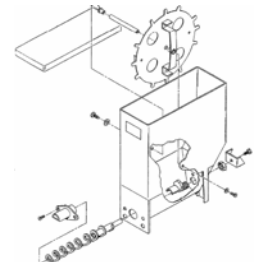
Trough & Chute Assemblies  
7.02



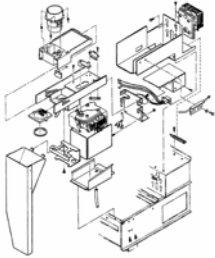
Canister Assemblies  
7.04 - 7.06



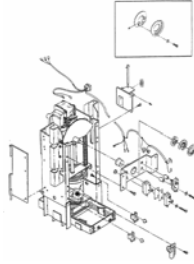
Canister - Fresh Brew Tea  
7.07



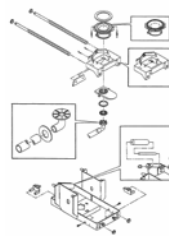
Fresh Brew Tea Assembly  
7.08



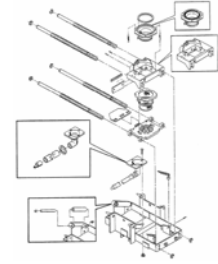
Brewer Assembly  
8.01



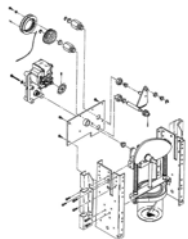
Fixed Filter Brew Base  
8.02



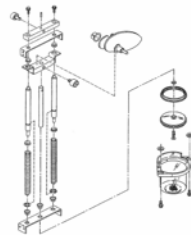
Brew Base Asm - 12oz 203  
8.03



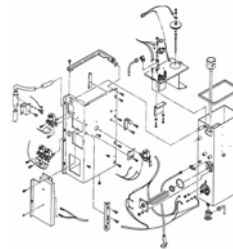
Brewer Back Panel, Front &  
Main Frame Assembly  
8.04



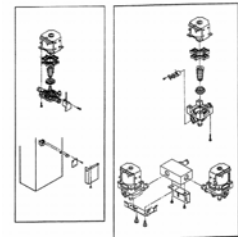
Brew Cylinder & Piston  
8.05



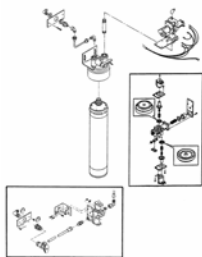
Hot Water Tank Assembly  
9.01



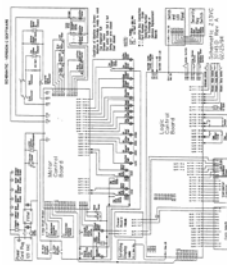
Brew & Commodity Valves  
9.01



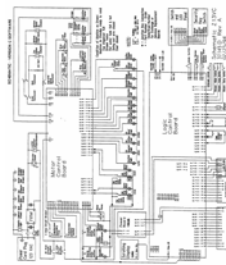
Water Inlet & Filter Asm  
9.02



213 Schematic  
10.01



203 Schematic  
10.02



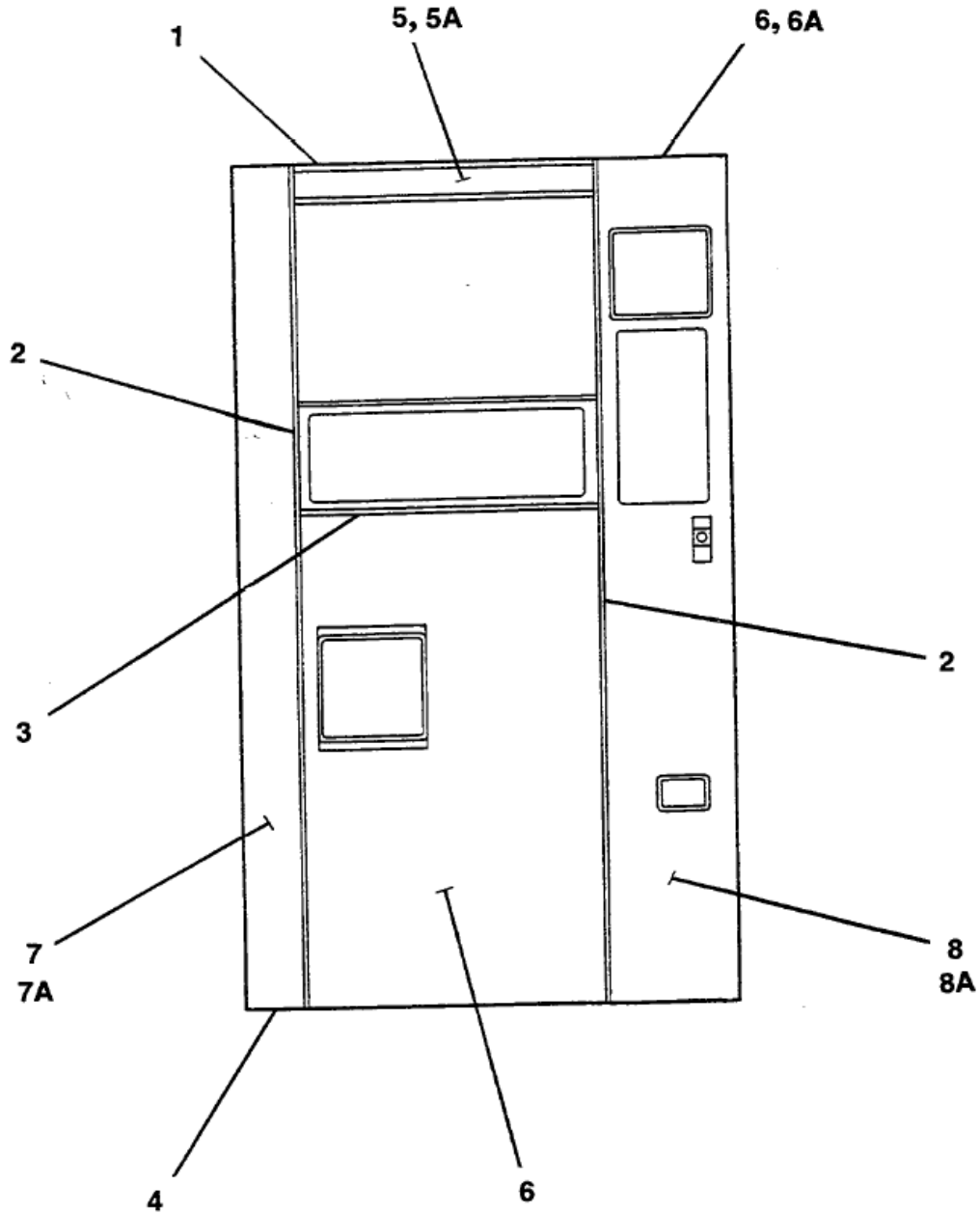
## TABLE OF CONTENTS PARTS SECTION

0.01	ASSEMBLY LOCATION OF MAJOR ITEMS IN CABINET
1.01	DOOR STYLING- APOLLO AND EURO
1.02	DOOR STYLING- APII AND AR
1.03	DOOR STYLING- AWARD II
1.04	DOOR STYLING- COVERPLATE 3
1.05	DOOR STYLING- GENESIS
1.06	DOOR STYLING- HI-TECH
1.07	DOOR STYLING- MISSION
1.08	DOOR STYLING- STERLING
1.09	DOOR STYLING- TRON II
1.10	DOOR STYLING- VANTAGE
1.11	DOOR STYLING- VIP
2.01	DOOR-EXTERIOR
2.02	DOOR-INTERIOR
2.03	DOOR DAMPENER AND CUP SENSOR ASSEMBLY
3.01	CUP DISPENSER ASSEMBLY- FRONT -MODEL 213
3.02	CUP DISPENSER ASSEMBLY- REAR -MODEL 213
3.03	CUP DISPENSER ASSEMBLY- FRONT -MODEL 203 DC
3.04	CUP DISPENSER ASSEMBLY- REAR -MODEL 203 DC
4.01	SHADOW BOX ASSEMBLY AND ELECTRONIC BOARDS- MODEL 213
4.02	SHADOW BOX ASSEMBLY AND ELECTRONIC BOARDS- MODEL 203 DC
4.03	LOGIC BOARD
4.04	MOTOR DRIVER BOARD
5.01	CABINET AND MISCELLANEOUS ITEMS INSIDE
5.02	MISCELLANEOUS ITEMS INSIDE CABINET
5.03	MOTOR ASM, EXHAUST BLOWER
5.04	HARNES LOCATIONS AND OTHER PARTS INSIDE CABINET
6.01	BRACKET ASM, COFFEE SWING-OUT, G (WITH GRINDER)
6.02	BRACKET ASM, COFFEE SWING-OUT, DG (WITH GRINDERS)
6.03	COFFEE GRINDER, MINI, DG
6.04	CANISTER ASM, COFFEE BEANS (MOLDED) G & DG
6.05	BRACKET ASM, COFFEE SWING-OUT, GLG
6.06	CANISTER ASM, COFFEE BEANS AND DECAF, GLG
6.07	BRACKET ASM, COFFEE SWING-OUT, LG
6.08	CANISTER ASM, COFFEE, LG
6.09	BRACKET ASM, COFFEE SWING-OUT, DH
6.10	CANISTER ASM, REGULAR AND DECAF COFFEES, DH
7.01	CANISTER RACK ASSEMBLY AND RINSE TRAY
7.02	TROUGH AND CHUTE ASSEMBLIES (FRESH BREW)
7.03	TROUGH AND CHUTE ASSEMBLIES (FREEZE DRY)
7.04	CANISTER ASMS: CHOCOLATE, SOUP, SANKA, FD COFFEE, SGC
7.05	CANISTER ASM: SUGAR
7.06	CANISTER ASMS: LIGHT ,TEA AND SUGAR SUBSTITUTE
7.07	CANISTER ASM, FRESH-BREWED TEA
7.08	FRESH BREW TEA ASSEMBLY
8.01	BREWER ASSEMBLY
8.02	BREWER BASE ASM, FIXED FILTER BASE
8.03	BREWER BASE ASM, MODEL 203 DUAL CUP
8.04	BREWER BACK PANEL, FRONT CHANNEL & MAIN FRAME ASSEMBLIES
8.05	BREWER CYLINDER AND PISTON ASSEMBLIES
9.01	TANK ASSEMBLY, HOT WATER
9.02	WATER INLET AND FILTER ASSEMBLIES
10.01	AP 213 SCHEMATIC DIAGRAM
10.02	AP 203 DUAL CUP SCHEMATIC DIAGRAM

### INDEX

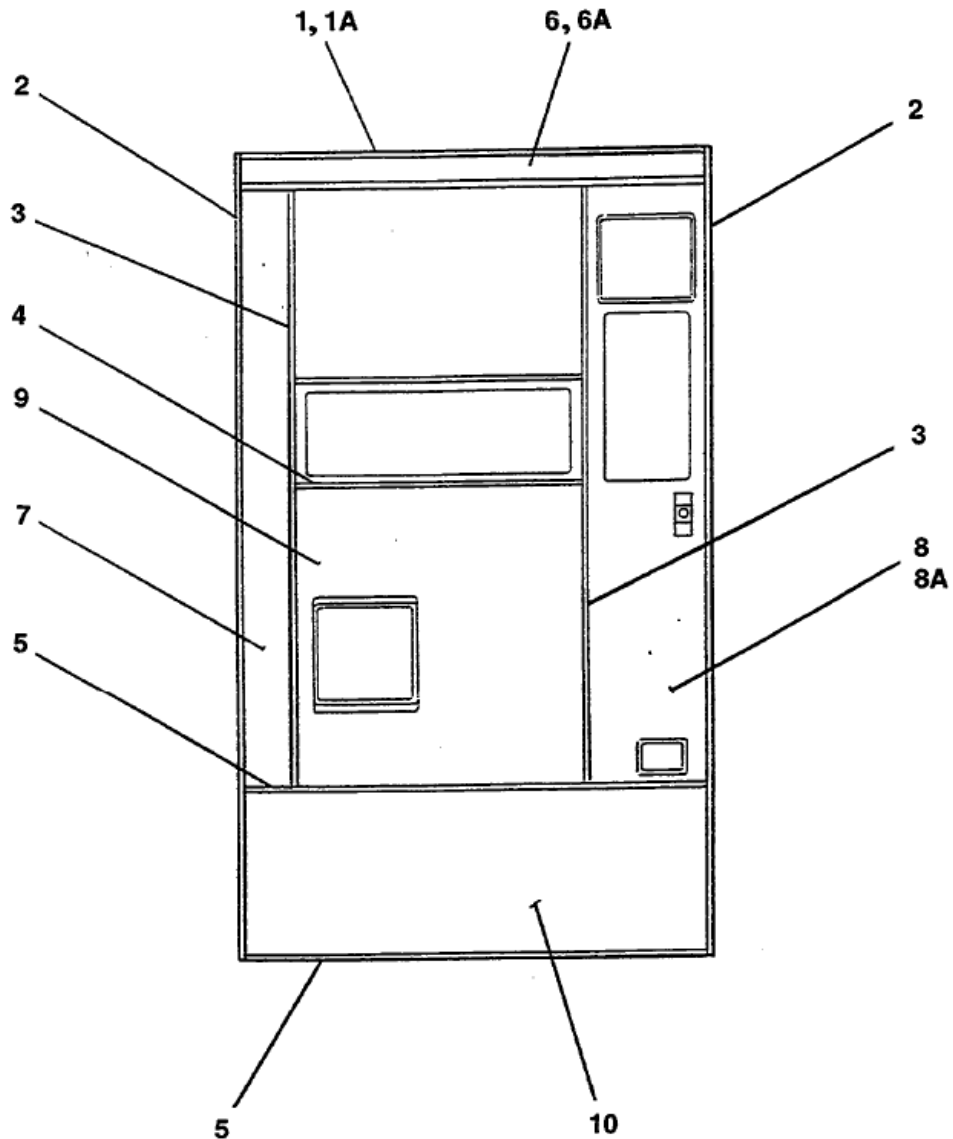
**APOLLO & EURO STYLE**  
(DOOR BEZELS - SEE MANUAL PAGE 2.01)

- |     |         |   |     |         |   |
|-----|---------|---|-----|---------|---|
| 1.  | 35540-1 | TRIM, TOP HEADER, SILVER (23 1/2" LONG)   | 6.  | 37017-9 | PANEL W/VINYL, CUPWELL AREA, BLACK (APOLLO) |
| 2.  | 35924   | TRIM, VERTICAL, SILVER. (65 11/16" LONG)  | 6A. | 36017-9 | PANEL W/VINYL, CUPWELL AREA, GRAY (EURO)    |
| 3.  | 32865-5 | TRIM, SELECTOR PANEL, BLK, (23 1/4" LONG) | 7.  |         | PAINTED BLACK, ROUNDED EDGE (APOLLO)        |
| 4.  | 36186   | BRACKET, PANEL RETAINER                   | 7A. |         | PAINTED DOVE GRAY, ROUNDED EDGE (EURO)      |
| 5.  | 35908-3 | PANEL W/VINYL, TOP HEADER, BLACK (APOLLO) | 8.  |         | PAINTED BLACK, ROUNDED EDGE (APOLLO)        |
| 5A. | 35908   | PANEL W/VINYL, TOP HEADER, GRAY (EURO)    | 8A. |         | PAINTED DOVE GRAY, ROUNDED EDGE (EURO)      |



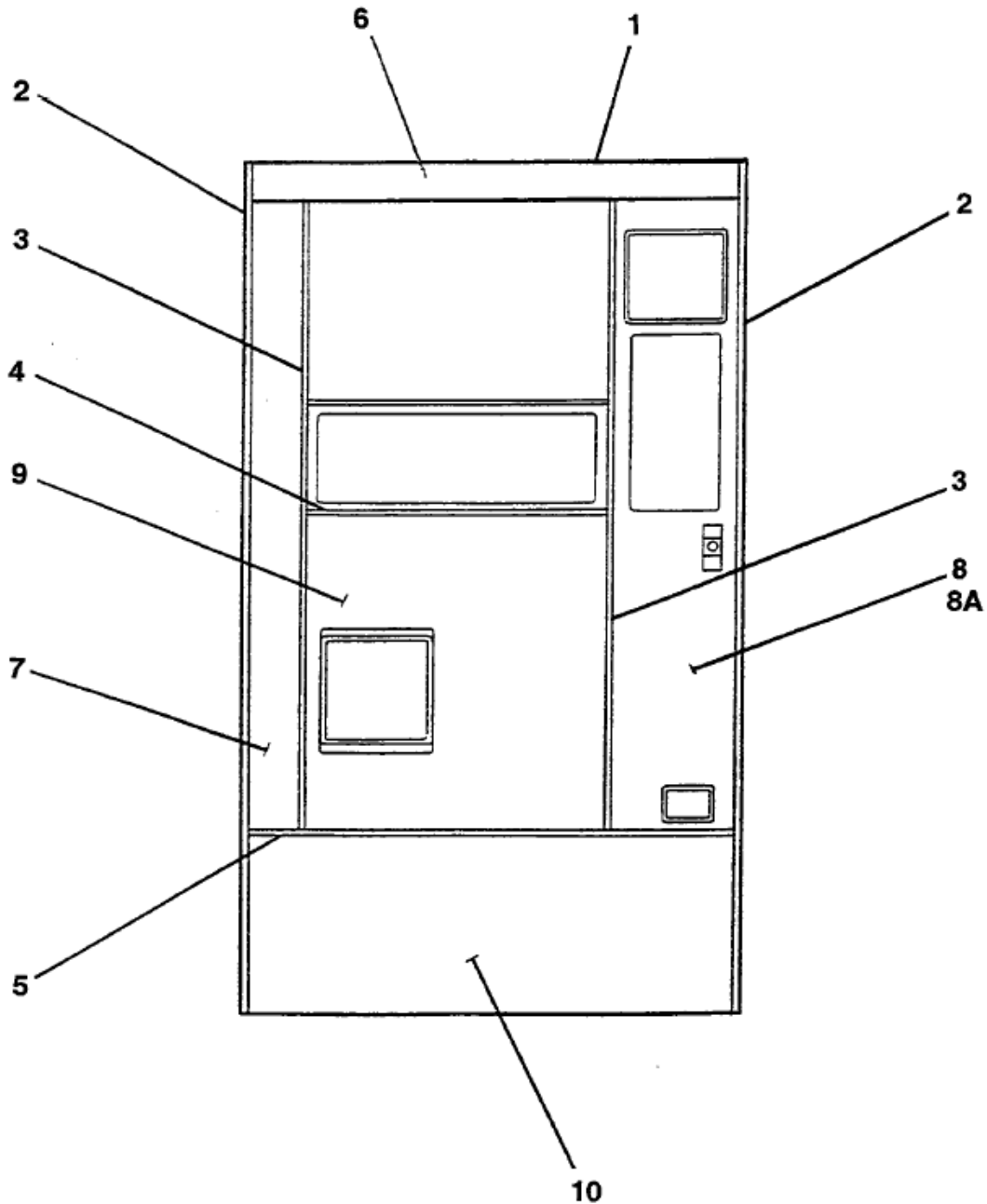
**AP11 AND ARA STYLE**  
(DOOR BEZELS - SEE MANUAL PAGE 2.01)

- |     |         |   |         |  |
|-----|---------|---|---------|--|
| 1.  | 29970   | TRIM, TOP HEADER, BLACK, (36 3/8" LG), (APII STYLE) | 8.      | PANEL WITH VINYL, (NON-GRINDER UNITS)      |
| 1A. | 29971   | TRIM, TOP HEADER, SILVER (36 3/8"), (AR STYLE)      |         | RIGHT SIDE-SELECT COLOR:                   |
| 2.  | 29938   | TRIM, VERTICAL, DOOR EDGE, SILVER (65 11/16" LONG)  | 34682-1 | PRESIDENTIAL WALNUT                        |
|     |         |   | 34682-2 | REGENCY WALNUT                             |
| 3.  | 30400   | TRIM, VERTICAL INNER, SILVER (44 3/8" LONG)         | 34682-3 | TEAK                                       |
| 4.  | 32865-2 | TRIM, SELECTOR PANEL, SILVER (23 1/4" LONG)         | 8A.     | PANEL WITH VINYL, (UNITS WITH GRINDERS)    |
| 5.  | 30681-1 | TRIM, HORIZONTAL, SILVER (36 3/8" LONG)             |         | RIGHT SIDE-SELECT COLOR:                   |
| 6.  | 30008   | INSERT, TOP HEADER, "HOT DRINKS" (APII STYLE)       | 34683-1 | PRESIDENTIAL WALNUT                        |
| 6A. |         | VINYL, TOP HEADER (AR STYLE)-SELECT COLOR:          | 34683-2 | REGENCY WALNUT                             |
|     | 31301   | PRESIDENTIAL WALNUT                                 | 34683-3 | TEAK                                       |
|     | 31302   | REGENCY WALNUT                                      | 9.      | PANEL, CUPWELL, DUAL CUP (STAINLESS STEEL) |
|     | 31304   | TEAK  | 10.     | VINYL, BOTTOM-SELECT COLOR:                |
| 7.  |         | VINYL, LEFT SIDE-SELECT COLOR:                      | 34689-1 | PRESIDENTIAL WALNUT                        |
|     | 34686-1 | PRESIDENTIAL WALNUT                                 | 34689-2 | REGENCY WALNUT                             |
|     | 34686-2 | REGENCY WALNUT                                      | 34689-3 | TEAK                                       |
|     | 34686-3 | TEAK  |         |  |



**AWARD II STYLE**  
(DOOR BEZELS - SEE MANUAL PAGE 2.01)

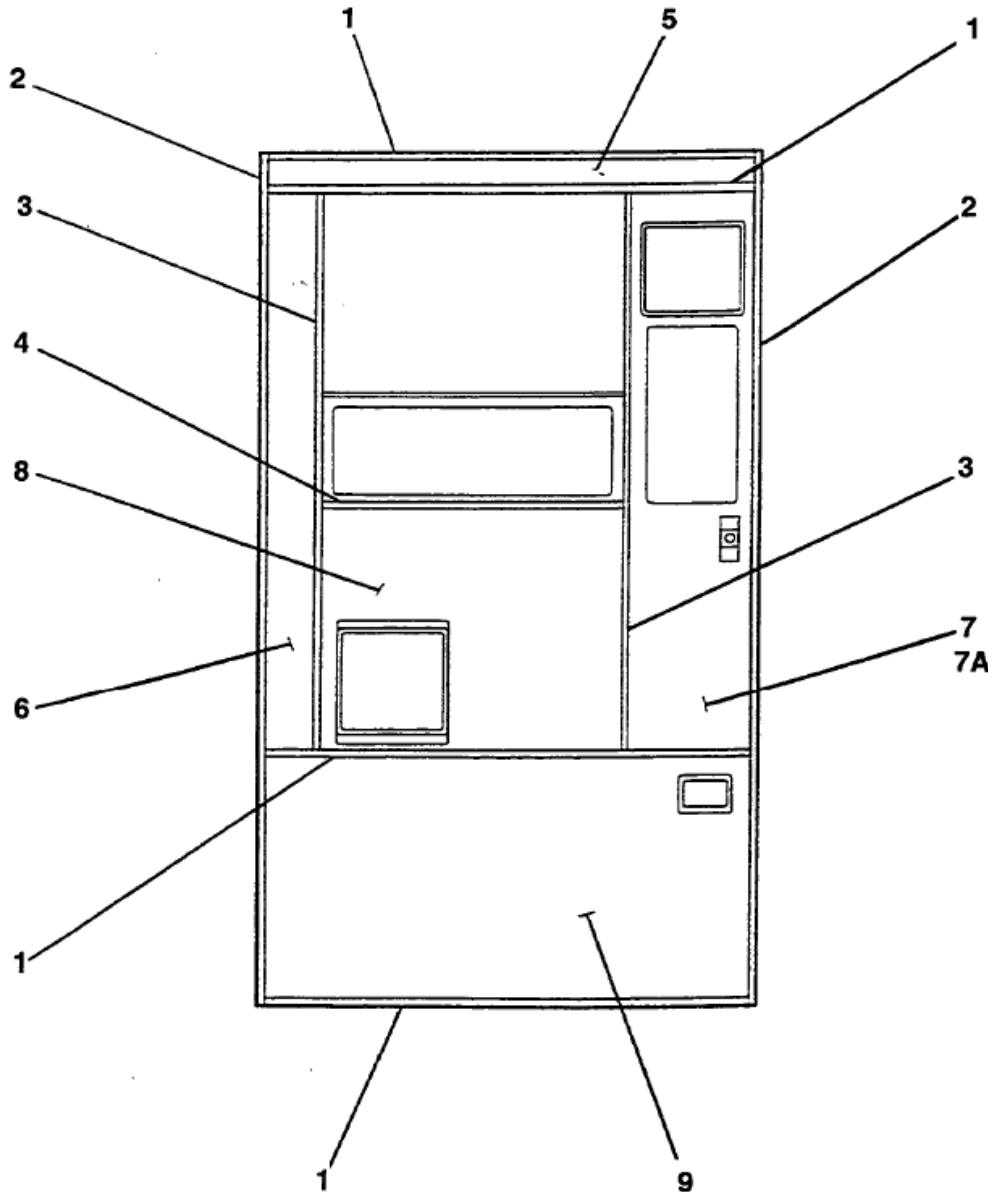
- |    |         |   |     |         |   |
|----|---------|---|-----|---------|---|
| 1. | 29972   | TRIM, TOP HEADER, SILVER (36 3/8" LONG)       | 8.  | 34392-1 | PANEL WITH VINYL, RIGHT SIDE - PEARLISCENT GRAY (NON-GRINDER UNITS)   |
| 2. | 29938   | TRIM, VERTICAL, DOOR EDGE, SILVER (65 11/16") | 8A. | 34391-1 | PANEL WITH VINYL, RIGHT SIDE - PEARLISCENT GRAY (UNITS WITH GRINDERS) |
| 3. | 30398   | TRIM, VERTICAL INNER, SILVER (49 1/16" LONG)  | 9.  | 34693-1 | VINYL, CENTER, CUPWELL AREA, PEARLISCENT GRAY                         |
| 4. | 32865-2 | TRIM, SELECTOR PANEL, SILVER (23 1/4" LONG)   | 10. | 34692-1 | VINYL, BOTTOM-SELECT COLOR: REGENCY WALNUT                            |
| 5. | 30681-1 | TRIM, HORIZONTAL, SILVER (36 3/8" LONG)       |     | 34692-3 | ROSEWOOD  |
| 6. |         | VINYL, TOP HEADER-SELECT COLOR:               |     | 34692-2 | TEAK  |
|    | 31276   | REGENCY WALNUT                                |     |         |   |
|    | 31277   | ROSEWOOD                                      |     |         |   |
|    | 31275   | TEAK  |     |         |   |
| 7. | 34690-1 | VINYL, LEFT SIDE-PEARLISCENT GRAY             |     |         |   |





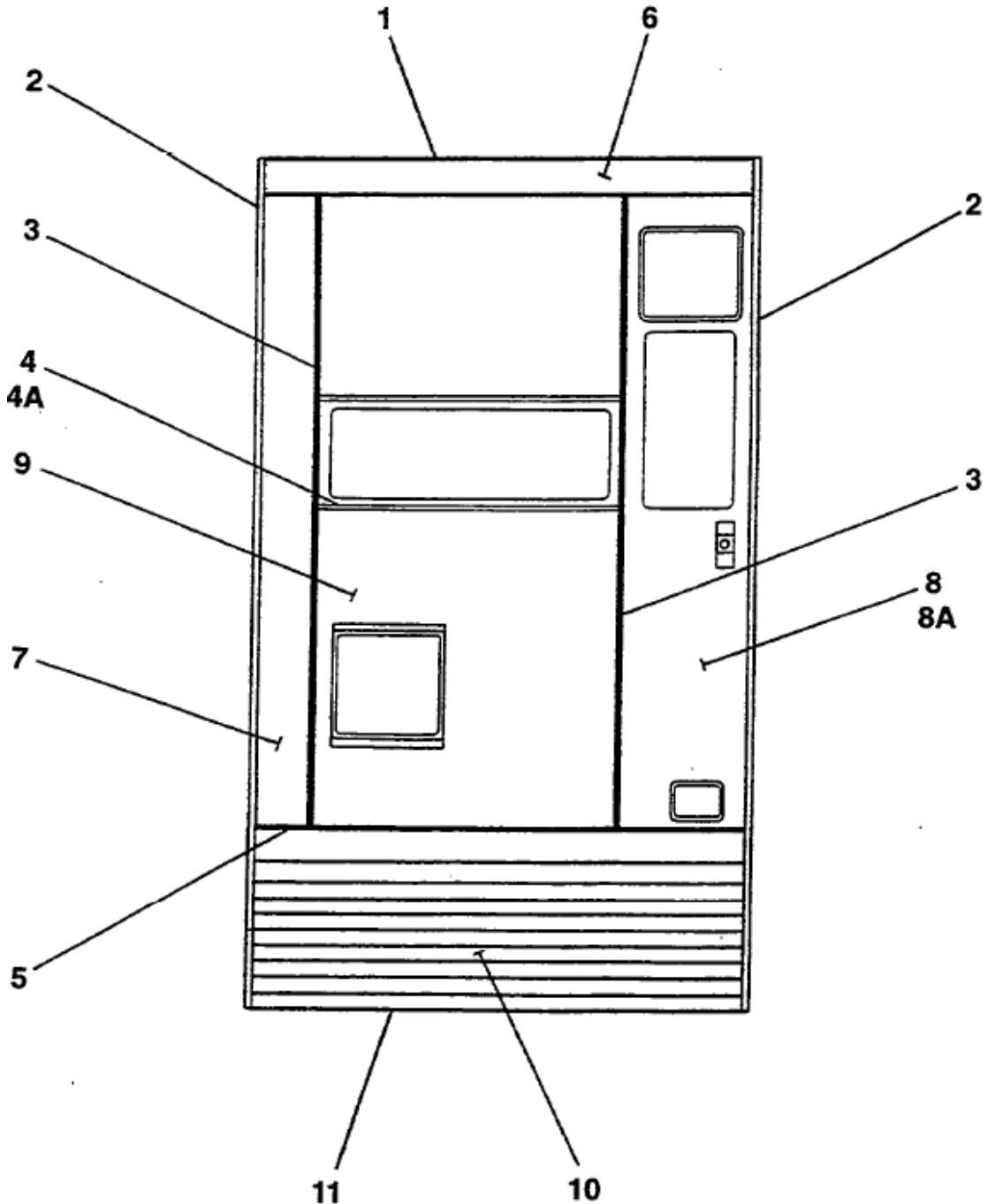
**COVERPLATE 3 STYLE**  
(DOOR BEZELS - SEE MANUAL PAGE 2.01)

- |    |         |  |         |  |
|----|---------|--|---------|--|
| 1. | 30681   | TRIM, HORIZONTAL, SILVER W/BLK STRIPE (36 3/8" LONG) | 7.      | PANEL WITH VINYL, RHT SIDE-SELECT COLOR: (NON-GRINDER UNITS)     |
| 2. | 29938   | TRIM, VERTICAL, DOOR EDGE, SILVER (65 11/16" LONG)   | 34387-4 | PORT-AU-PRINCE   |
| 3. | 30293   | TRIM, VERTICAL INNER, SILVER (42 15/16" LONG)        | 34387-1 | PRESIDENTIAL WALNUT  |
| 4. | 32865-2 | TRIM, SELECTOR PANEL, SILVER (23 1/4" LONG)          | 34387-2 | REGENCY WALNUT   |
| 5. |         | PANEL WITH VINYL, TOP HEADER-SELECT COLOR:           | 34387-3 | TEAK   |
|    | 31269   | PRESIDENTIAL WALNUT                                  | 7A.     | PANEL WITH VINYL, RIGHT SIDE-SELECT COLOR: (UNITS WITH GRINDERS) |
|    | 31271   | REGENCY WALNUT                                       | 34386-4 | PORT-AU-PRINCE   |
|    | 31270   | TEAK   | 34386-1 | PRESIDENTIAL WALNUT  |
| 6. |         | VINYL, LEFT SIDE-SELECT COLOR:                       | 34386-2 | REGENCY WALNUT   |
|    | 34388-4 | PORT-AU-PRINCE                                       | 34386-3 | TEAK   |
|    | 34388-1 | PRESIDENTIAL WALNUT                                  | 8.      | 36017  |
|    | 34388-2 | REGENCY WALNUT                                       | 9.      | PANEL, CUPWELL (STAINLESS STEEL)                                 |
|    | 34388-3 | TEAK   |         | VINYL, BOTTOM-SELECT COLOR:                                      |
|    |         |  |         | 34689-1  |
|    |         |  |         | 34689-2  |
|    |         |  |         | 34689-3  |
|    |         |  |         | TEAK   |



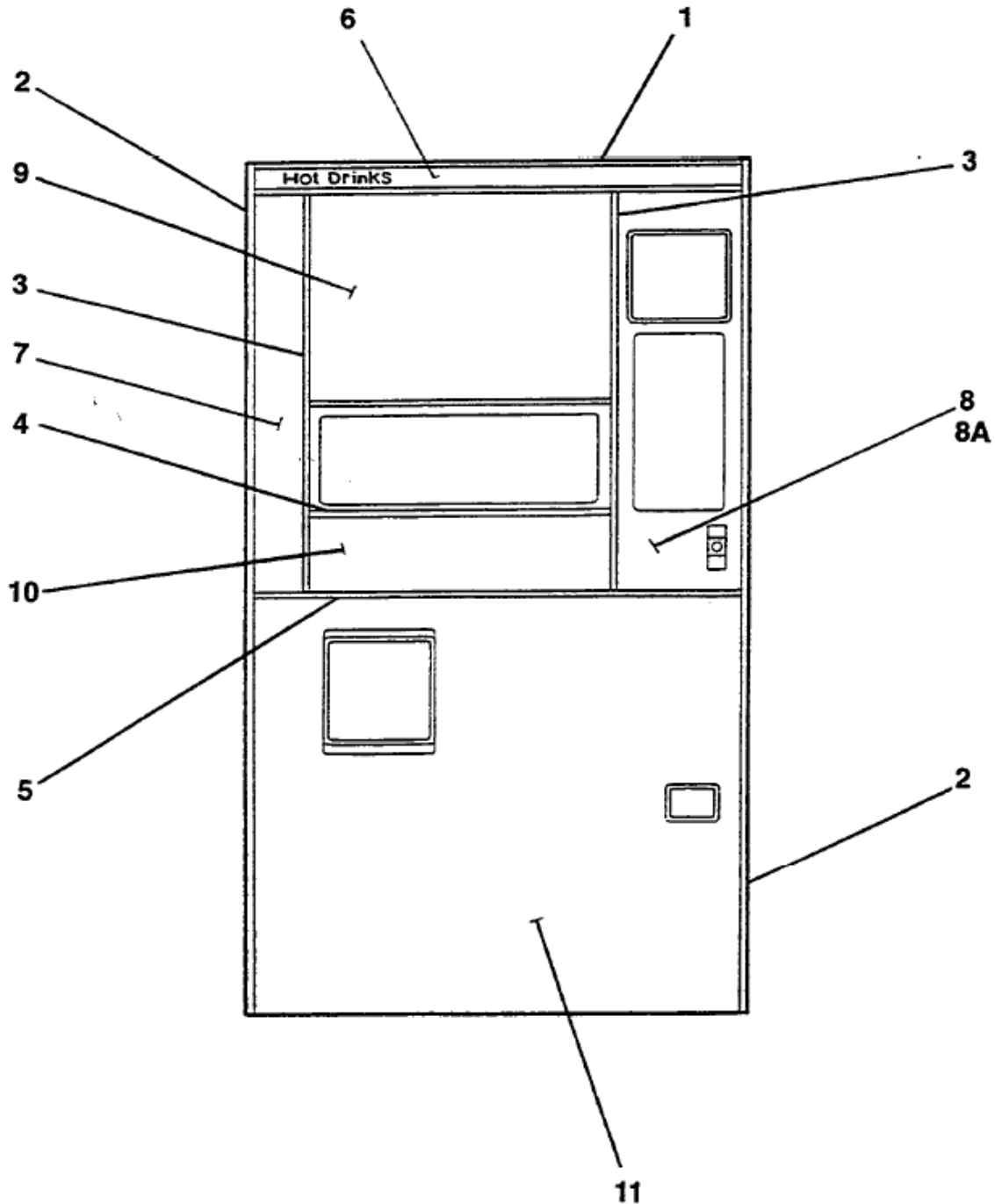
**GENESIS STYLE**  
(DOOR BEZELS - SEE MANUAL PAGE 2.01)

- |     |         |  |     |         |  |
|-----|---------|--|-----|---------|--|
| 1.  | 29972   | TRIM, TOP HEADER, SILVER (36 3/8" LONG)            | 8.  | 34393-5 | PANEL WITH VINYL, RIGHT SIDE-BLACK (NON-GRINDER UNITS)   |
| 2.  | 29938   | TRIM, VERTICAL, DOOR EDGE, SILVER (65 11/16" LONG) | 8A. | 34391-5 | PANEL WITH VINYL, RIGHT SIDE-BLACK (UNITS WITH GRINDERS) |
| 3.  | 32247   | TRIM, VERTICAL INNER, BLACK (49 1/16" LONG)        | 9.  | 34693-4 | VINYL, CENTER, STERLING                                  |
| 4.  | 32865-2 | TRIM, SELECTOR PANEL, SILVER                       | 10. | 34999   | PANEL WITH STRIPES                                       |
| 4A. | 32865-3 | TRIM, SELECTOR PANEL, BLACK                        | 11. | 32458   | BOTTOM PANEL RETAINER                                    |
| 5.  | 32248   | TRIM, HORIZONTAL, BLACK (36 3/8" LONG)             |     |         |  |
| 6.  | 35001   | INSERT, TOP HEADER-BLACK                           |     |         |  |
| 7.  | 34690-5 | VINYL, LEFT SIDE-BLACK                             |     |         |  |



**HI-TECH STYLE**  
(DOOR BEZELS - SEE MANUAL PAGE 2.01)

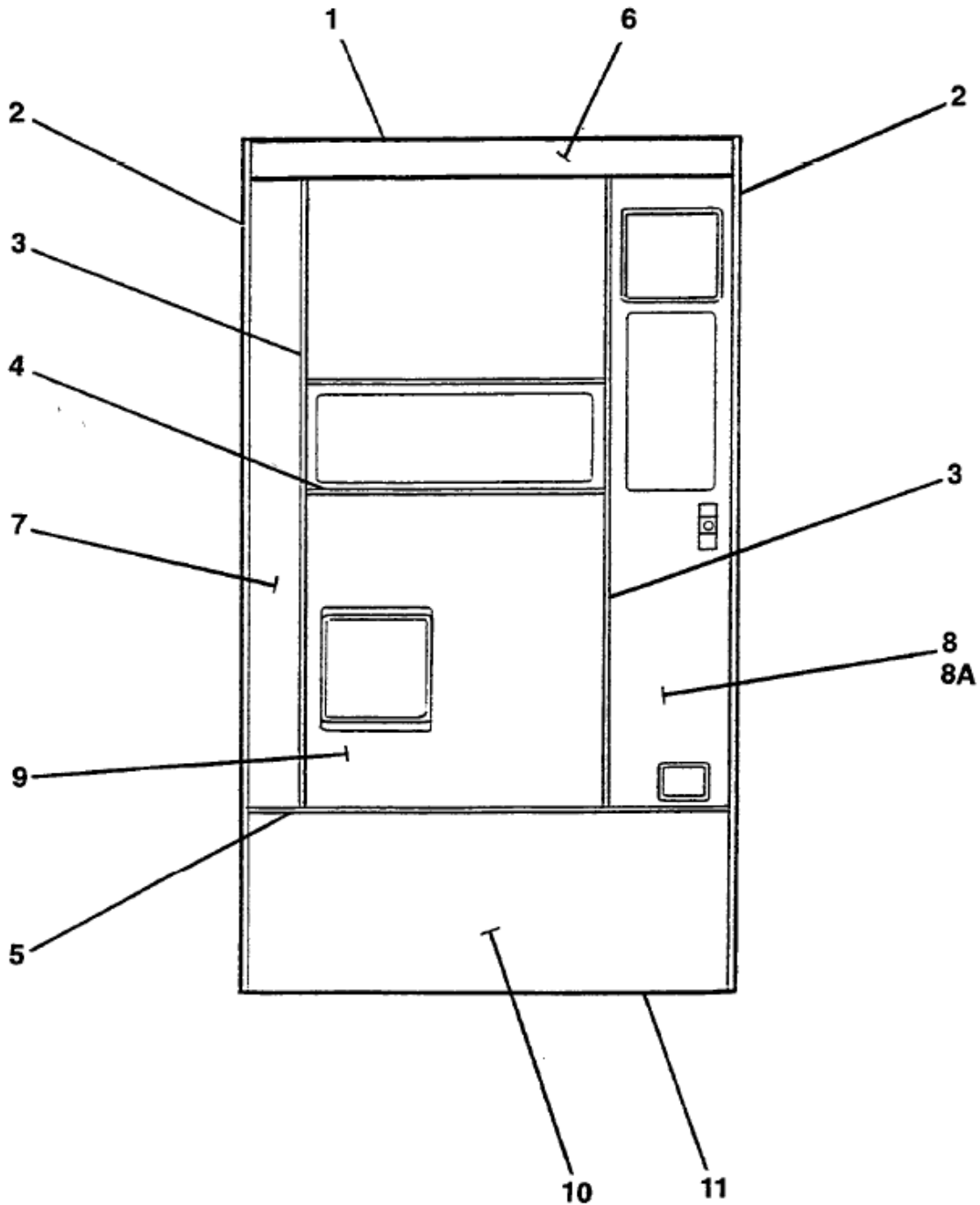
- |    |         |  |     |         |  |
|----|---------|--|-----|---------|--|
| 1. | 29972   | TRIM, TOP HEADER, SILVER (36 3/8" LONG)            | 8.  | 34694-1 | PANEL WITH VINYL, RHT SIDE-BRUSH STAINLESS (NON-GRINDER UNITS)   |
| 2. | 29938   | TRIM, VERTICAL, DOOR EDGE, SILVER (65 11/16" LONG) | 8A. | 34695-1 | PANEL WITH VINYL, RHT SIDE-BRUSH STAINLESS (UNITS WITH GRINDERS) |
| 3. | 31212   | TRIM, VERTICAL INNER, SILVER (31 1/32" LONG)       | 9.  | 31232   | PANEL WITH VINYL, BRUSH STAINLESS-ARTWORK AREA                   |
| 4. | 32865-2 | TRIM, SELECTOR PANEL, SILVER (23 1/4" LONG)        | 10. | 34698-1 | VINYL, CENTER-UPPER AREA, BRUSH STAINLESS                        |
| 5. | 30681-1 | TRIM, HORIZONTAL, SILVER (36 3/8" LONG)            | 11. | 34697-1 | VINYL, CUPWELL AREA, BOTTOM, BRUSH STAINLESS                     |
| 6. | 31229   | INSERT, TOP HEADER-"HOT DRINKS"                    |     |         |  |
| 7. | 34696-1 | VINYL, LEFT SIDE-BRUSH STAINLESS                   |     |         |  |



## MISSION STYLE

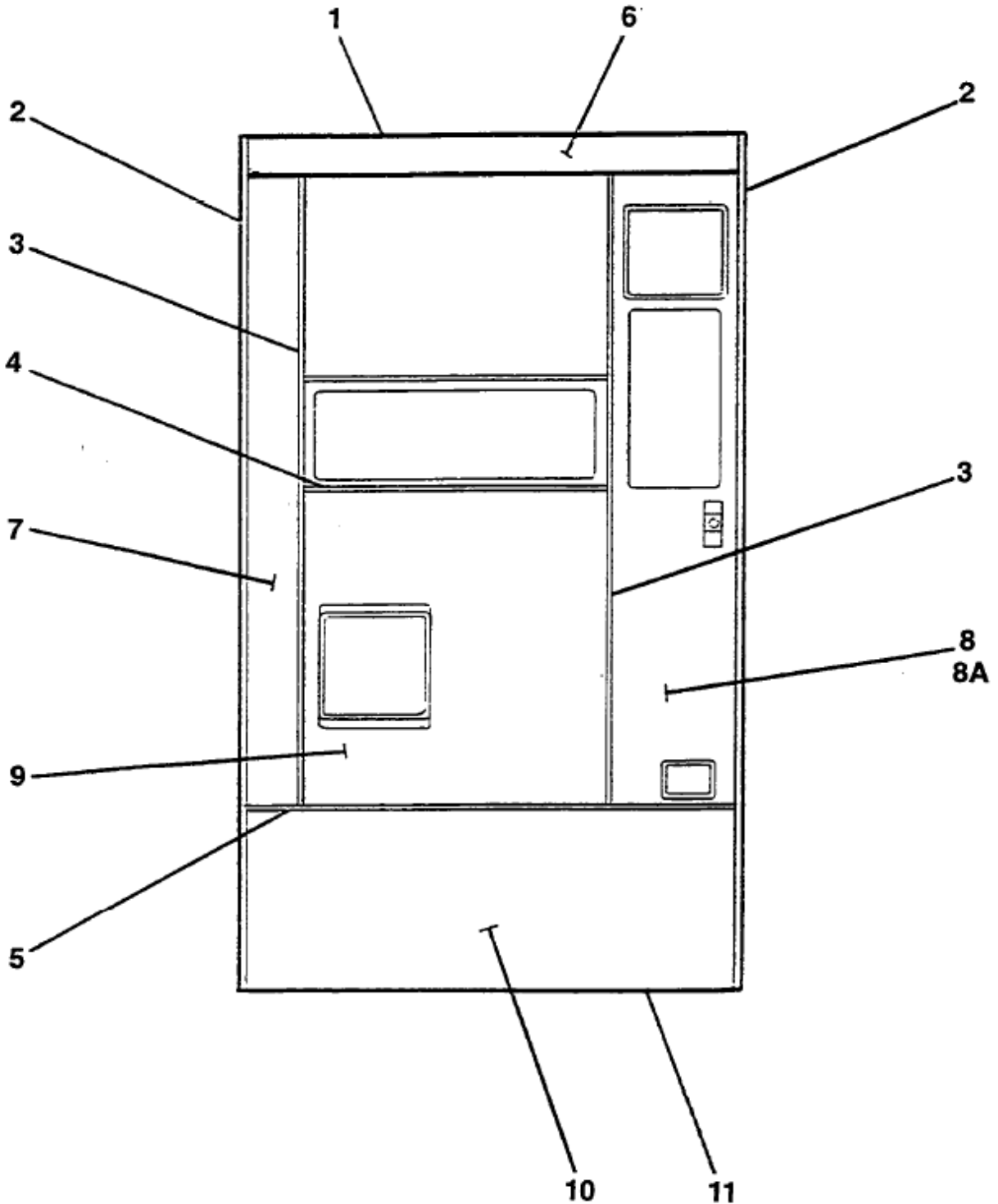
(DOOR BEZELS - SEE MANUAL PAGE 2.01)

- |    |          |   |     |          |  |
|----|----------|---|-----|----------|--|
| 1. | 32246    | TRIM, TOP HEADER, BLACK (36 3/8" LONG)        | 8.  | 37315-03 | PANEL WITH VINYL, RIGHT SIDE, MOROCCO GRAY (NON-GRINDER UNITS)   |
| 2. | 29940    | TRIM, VERT, DOOR EDGE, BLACK (65 11/16" LONG) | 8A. | 37315-05 | PANEL WITH VINYL, RIGHT SIDE, MOROCCO GRAY (UNITS WITH GRINDERS) |
| 3. | 32247    | TRIM, VERTICAL INNER, BLACK (49 1/16" LONG)   | 9.  | 37316-03 | VINYL, CENTER, CUPWELL AREA, MOROCCO GRAY                        |
| 4. | 32865-3  | TRIM, SELECTOR PANEL, BLK (23 1/4" LONG)      | 10. | 37306    | VINYL, BOTTOM, BISON BLACK                                       |
| 5. | 32248    | TRIM, HORIZONTAL, BLACK (36 3/8" LONG)        | 11. | 32458    | BOTTOM PANEL RETAINER  |
| 6. | 37308-03 | VINYL, TOP HEADER, BISON BLACK                |     |          |  |
| 7. | 37311-03 | VINYL, LEFT SIDE, MOROCCO GRAY                |     |          |  |



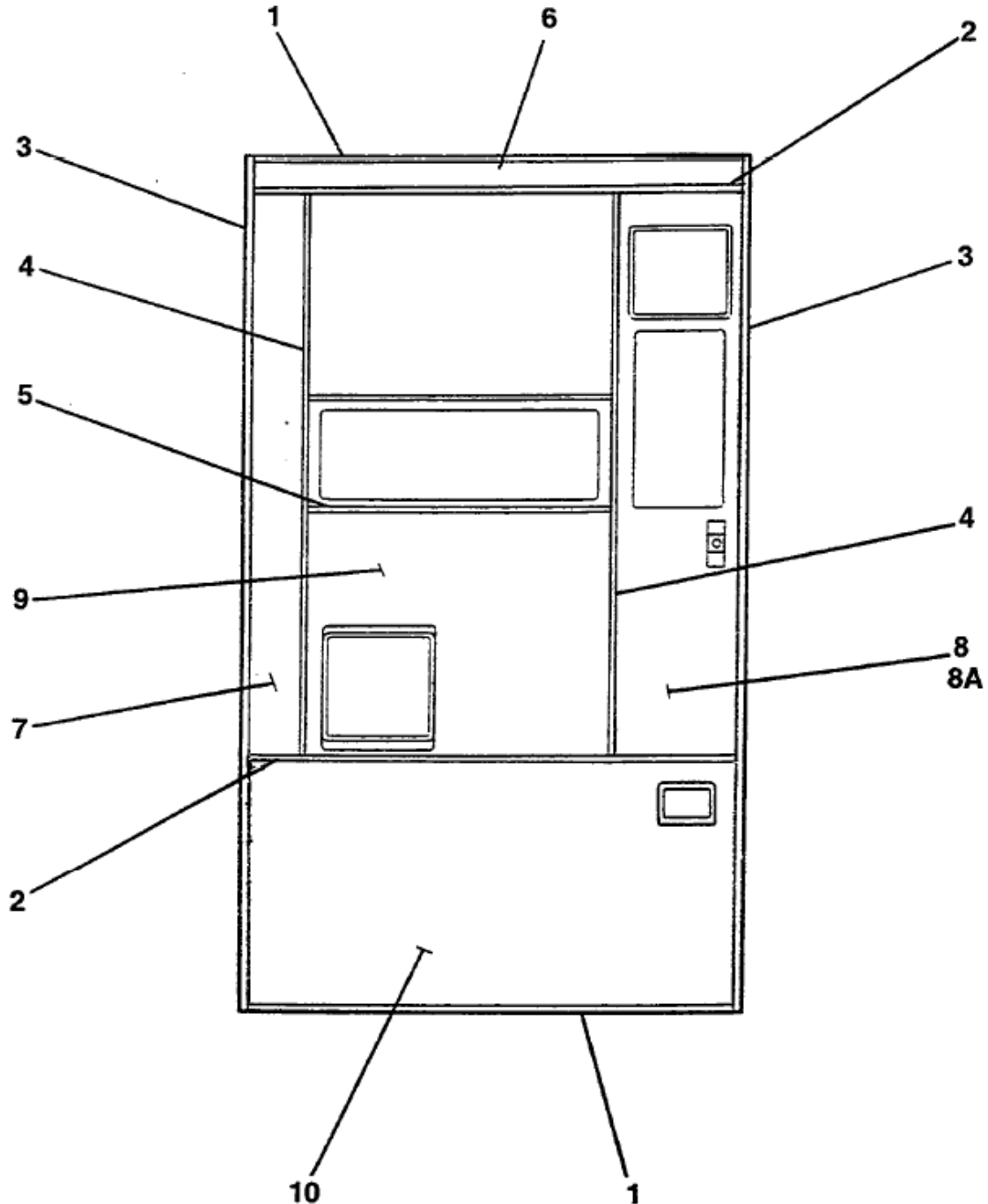
**STERLING STYLE**  
(DOOR BEZELS - SEE MANUAL PAGE 2.01)

- |    |         |   |     |         |   |
|----|---------|---|-----|---------|---|
| 1. | 32246   | TRIM, TOP HEADER, BLACK (36 3/8" LONG)        | 8.  | 34392-2 | PANEL WITH VINYL, RIGHT SIDE-PEWTER (NON-GRINDER UNITS)   |
| 2. | 29940   | TRIM, VERT, DOOR EDGE, BLACK (65 11/16" LONG) | 8A. | 34391-2 | PANEL WITH VINYL, RIGHT SIDE-PEWTER (UNITS WITH GRINDERS) |
| 3. | 32247   | TRIM, VERTICAL INNER, BLACK (49 1/16" LONG)   | 9.  | 34693-2 | VINYL, CENTER, CUPWELL AREA-PEWTER                        |
| 4. | 32865-3 | TRIM, SELECTOR PANEL, BLK (23 1/4" LONG)      | 10. | 34692-4 | VINYL, BOTTOM-SLATE                                       |
| 5. | 32248   | TRIM, HORIZONTAL, BLACK (36 3/8" LONG)        | 11. | 32458   | BOTTOM PANEL RETAINER                                     |
| 6. | 32249   | VINYL, TOP HEADER, BLACK                      |     |         |   |
| 7. | 34690-2 | VINYL, LEFT SIDE-PEWTER                       |     |         |   |



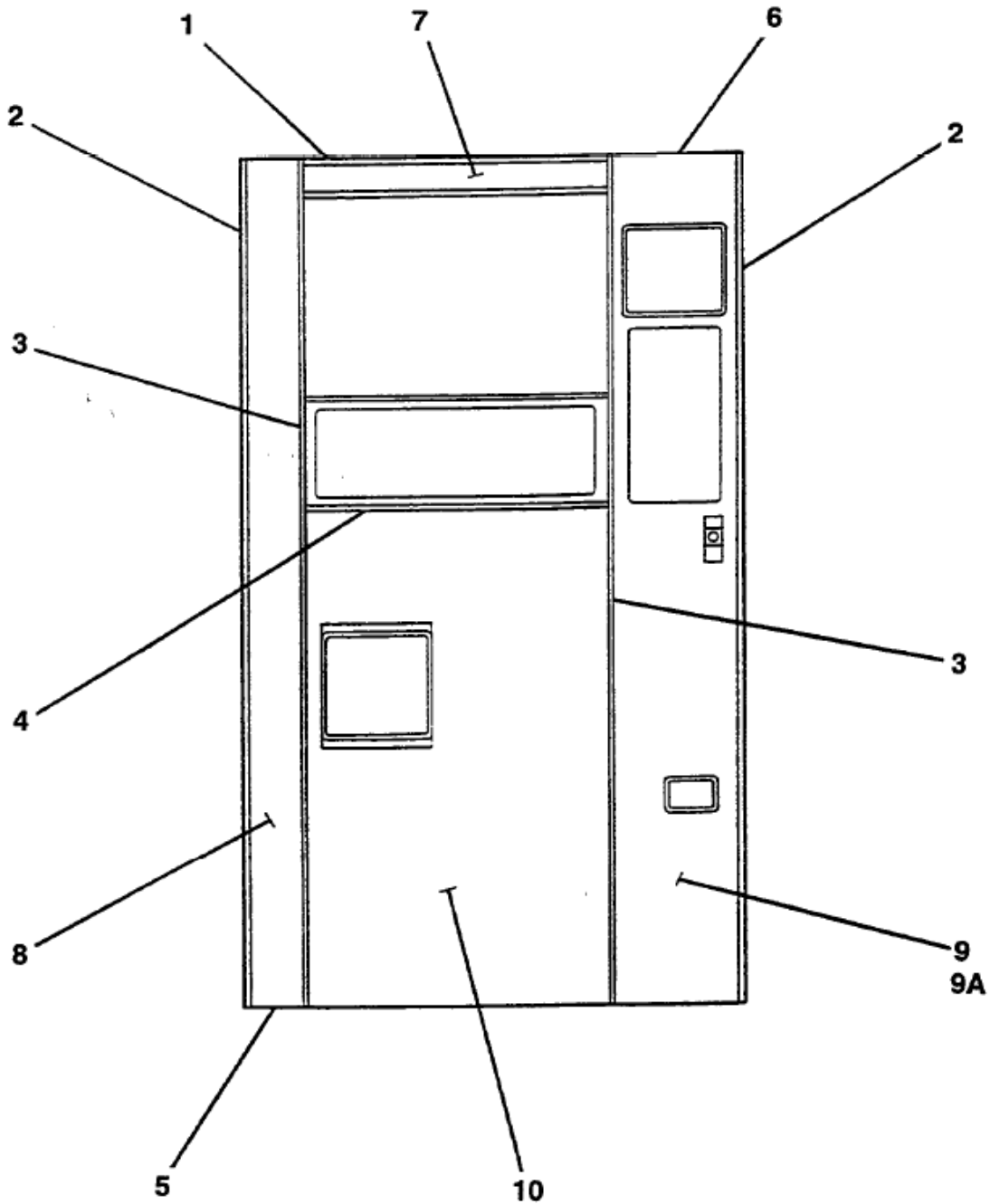
**TRON II STYLE**  
(DOOR BEZELS - SEE MANUAL PAGE 2.01)

- |    |         |  |     |         |  |
|----|---------|--|-----|---------|--|
| 1. | 32248   | TRIM, HORIZONTAL, BLACK (36 3/8" LONG)               | 8.  | 34387-5 | PANEL WITH VINYL, RIGHT SIDE-DOVE GRAY (NON-GRINDER UNITS)   |
| 2. | 30681   | TRIM, HORIZONTAL, SILVER W/BLK STRIPE (36 3/8" LONG) | 8A. | 34386-5 | PANEL WITH VINYL, RIGHT SIDE-DOVE GRAY (UNITS WITH GRINDERS) |
| 3. | 29940   | TRIM, VERTICAL, DOOR EDGE, BLACK (65 11/16" LONG)    | 9.  | 36017   | PANEL, CUPWELL (STAINLESS STEEL)                             |
| 4. | 30293   | TRIM, VERTICAL INNER, BLACK (42 15/16" LONG)         | 10. | 34688-1 | VINYL, BOTTOM-DOVE GRAY                                      |
| 5. | 32865-2 | TRIM, SELECTOR PANEL, SILVER (23 1/4" LONG)          | 11. | 33626   | PANEL, DOOR, HORIZONTAL, SILVER STRIPS                       |
| 6. | 31884   | VINYL, TOP HEADER-BLACK                              |     |         |  |
| 7. | 34388-5 | VINYL, LEFT SIDE-DOVE GRAY                           |     |         |  |



**VANTAGE STYLE**  
(DOOR BEZELS - SEE MANUAL PAGE 2.01)

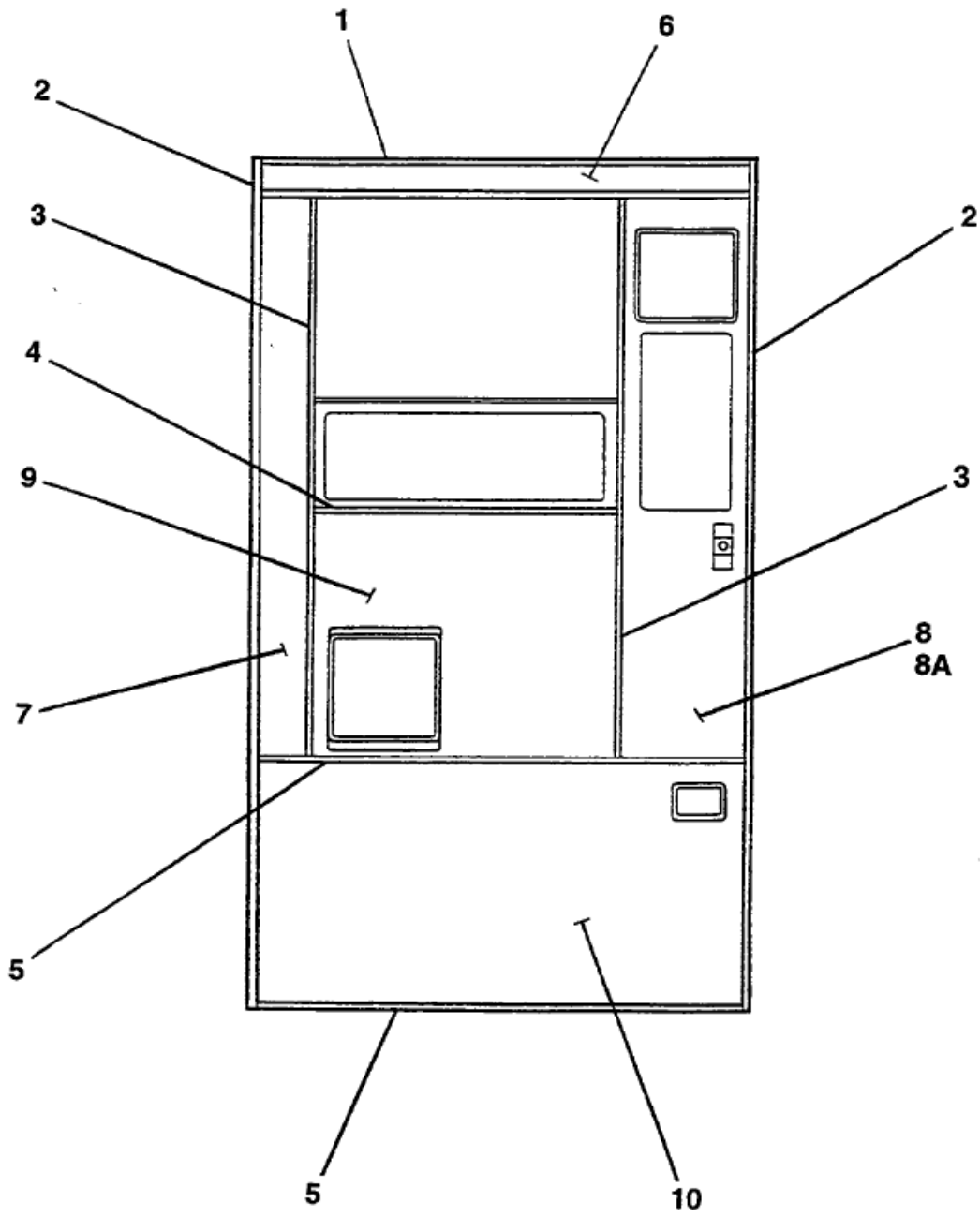
- |    |         |   |     |         |   |
|----|---------|---|-----|---------|---|
| 1. | 32161   | TRIM, TOP HEADER, BLACK (23 1/2" LONG)            | 8.  | 34670-1 | VINYL, LEFT SIDE-BRUSH STAINLESS                                  |
| 2. | 29940   | TRIM, VERTICAL, DOOR EDGE, BLACK (65 11/16" LONG) | 9.  | 34390-1 | PANEL WITH VINYL, RIGHT SIDE-BRUSH STAINLESS (NON-GRINDER UNITS)  |
| 3. | 32162   | TRIM, VERTICAL INNER, BLACK (65 11/16" LONG)      | 9A. | 34389-1 | PANEL WITH VINYL, RIGHT SIDE-BRUSH STAINLESS (UNIT WITH GRINDERS) |
| 4. | 32865-2 | TRIM, SELECTOR PANEL, SILVER (23 1/4" LONG)       | 10. | 33639-1 | VINYL, CUPWELL AREA & BOTTOM-BLACK                                |
| 5. | 32458   | BRACKET, PANEL RETAINER                           |     |         |   |
| 6. | 33628   | TRIM, DOOR VINYL EDGING, TOP, BLACK               |     |         |   |
| 7. | 34672-1 | VINYL, TOP HEADER, BLACK                          |     |         |   |



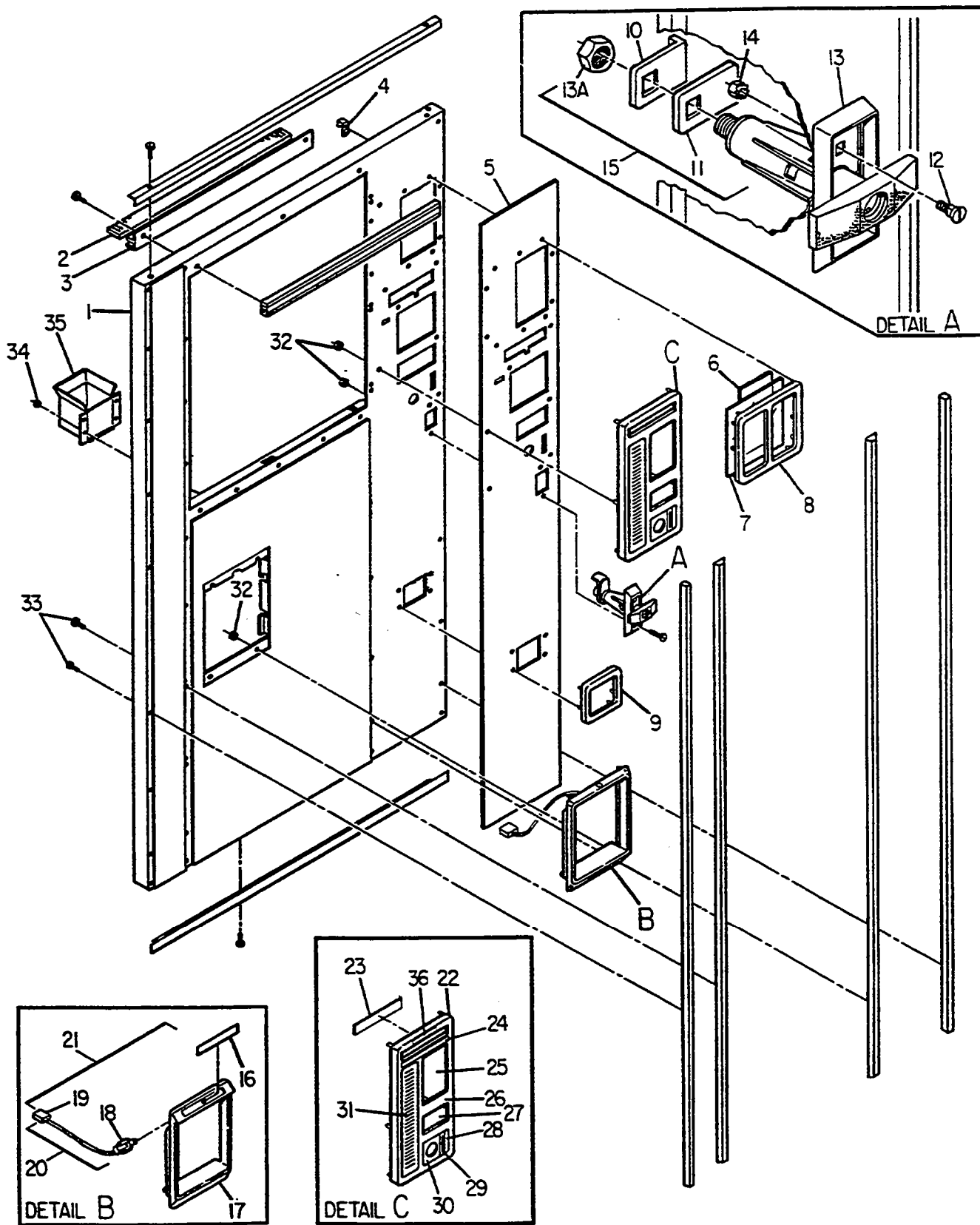
## VIP STYLE

(DOOR BEZELS - SEE MANUAL PAGE 2.01)

- |    |         |  |     |   |                                  |
|----|---------|--|-----|---|----------------------------------|
| 1. | 29972   | TRIM, TOP HEADER, SILVER (36 3/8" LONG)            | 8.  | PANEL WITH VINYL, RIGHT SIDE-SELECT COLOR:<br>(NON-GRINDER UNITS)   |                                  |
| 2. | 29938   | TRIM, VERTICAL, DOOR EDGE, SILVER (65 11/16" LONG) |     | 34684-1   | PRESIDENTIAL WALNUT              |
| 3. | 31207   | TRIM, VERTICAL INNER, SILVER (43 7/16" LONG)       |     | 34684-2   | REGENCY WALNUT                   |
| 4. | 32865-2 | TRIM, SELECTOR PANEL, SILVER (23 1/4" LONG)        |     | 34684-3   | TEAK                             |
| 5. | 30681-1 | TRIM, HORIZONTAL, SILVER (36 3/8" LONG)            | 8A. | PANEL WITH VINYL, RIGHT SIDE-SELECT COLOR:<br>(UNITS WITH GRINDERS) |                                  |
| 6. |         | VINYL, TOP HEADER-SELECT COLOR:                    |     | 34685-1   | PRESIDENTIAL WALNUT              |
|    | 31274   | PRESIDENTIAL WALNUT                                |     | 34685-2   | REGENCY WALNUT                   |
|    | 31276   | REGENCY WALNUT                                     |     | 34685-3   | TEAK                             |
|    | 31275   | TEAK   | 9.  | 36017   | PANEL, CUPWELL (STAINLESS STEEL) |
| 7. |         | VINYL, LEFT SIDE-SELECT COLOR:                     | 10. |   | VINYL, BOTTOM-SELECT COLOR:      |
|    | 34687-1 | PRESIDENTIAL WALNUT                                |     | 34689-1   | PRESIDENTIAL WALNUT              |
|    | 34687-2 | REGENCY WALNUT                                     |     | 34689-2   | REGENCY WALNUT                   |
|    | 34687-3 | TEAK   |     | 34689-3   | TEAK                             |

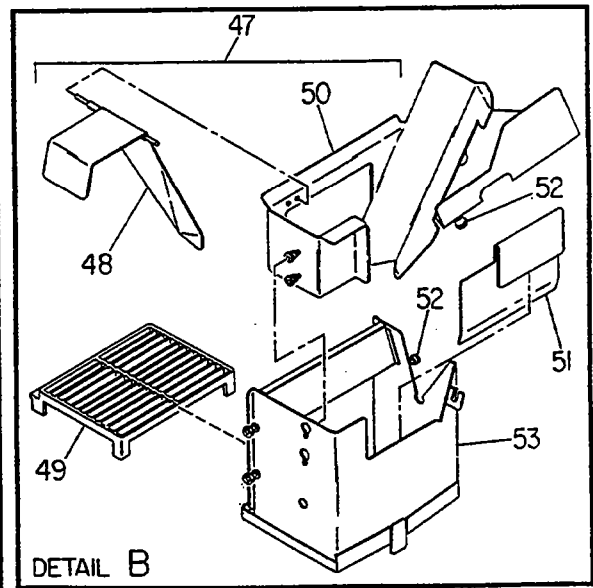
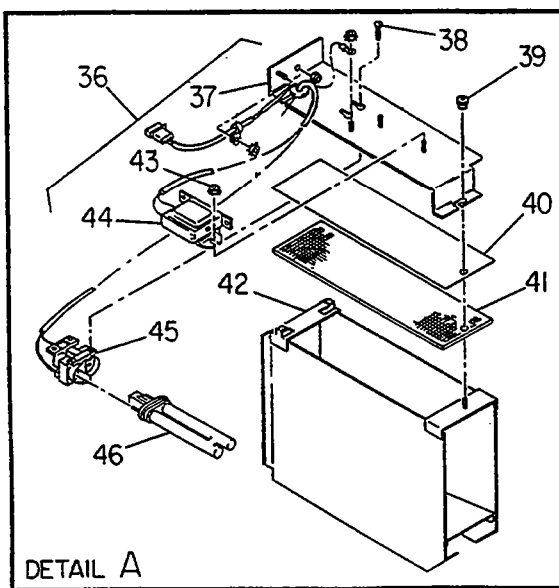
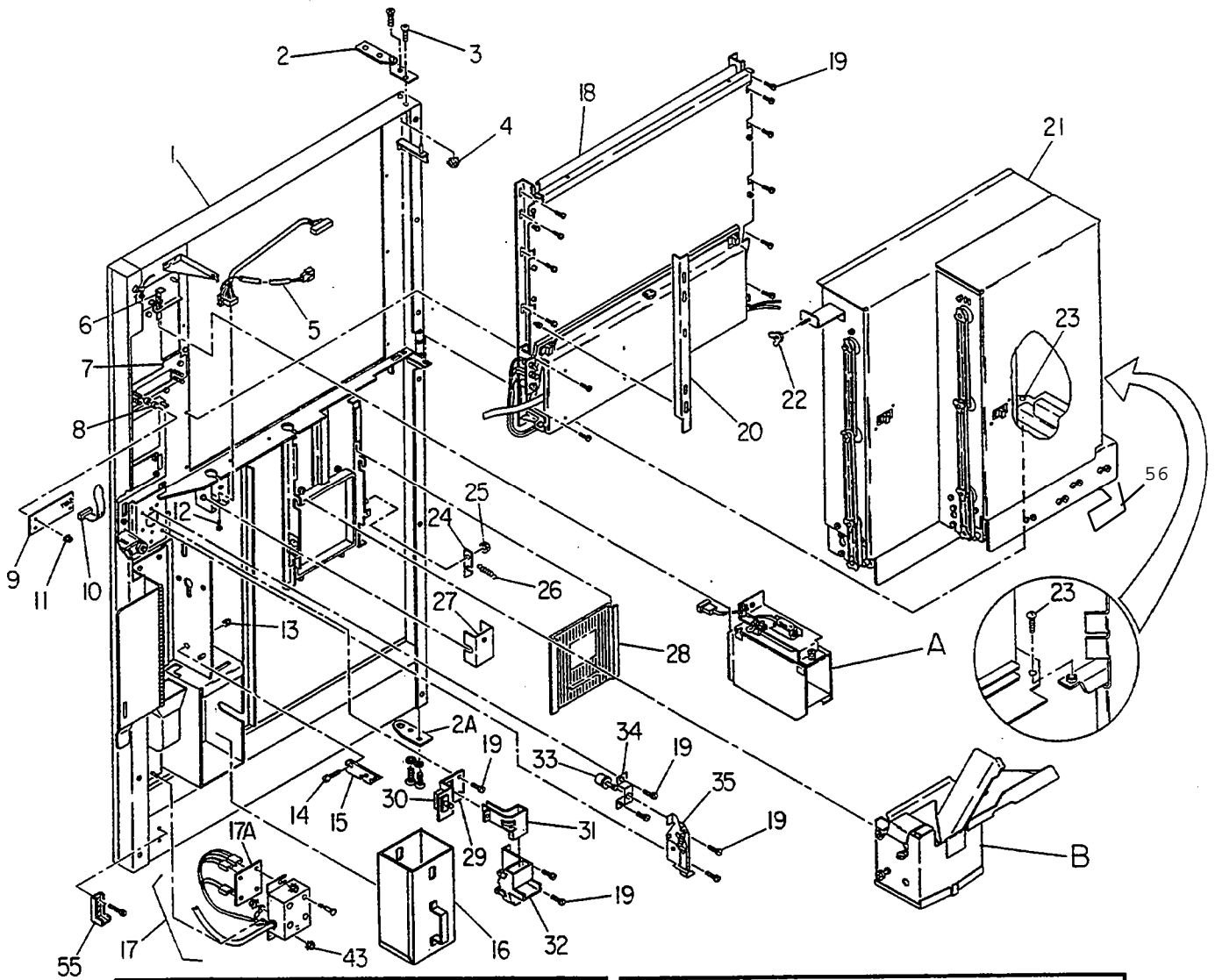






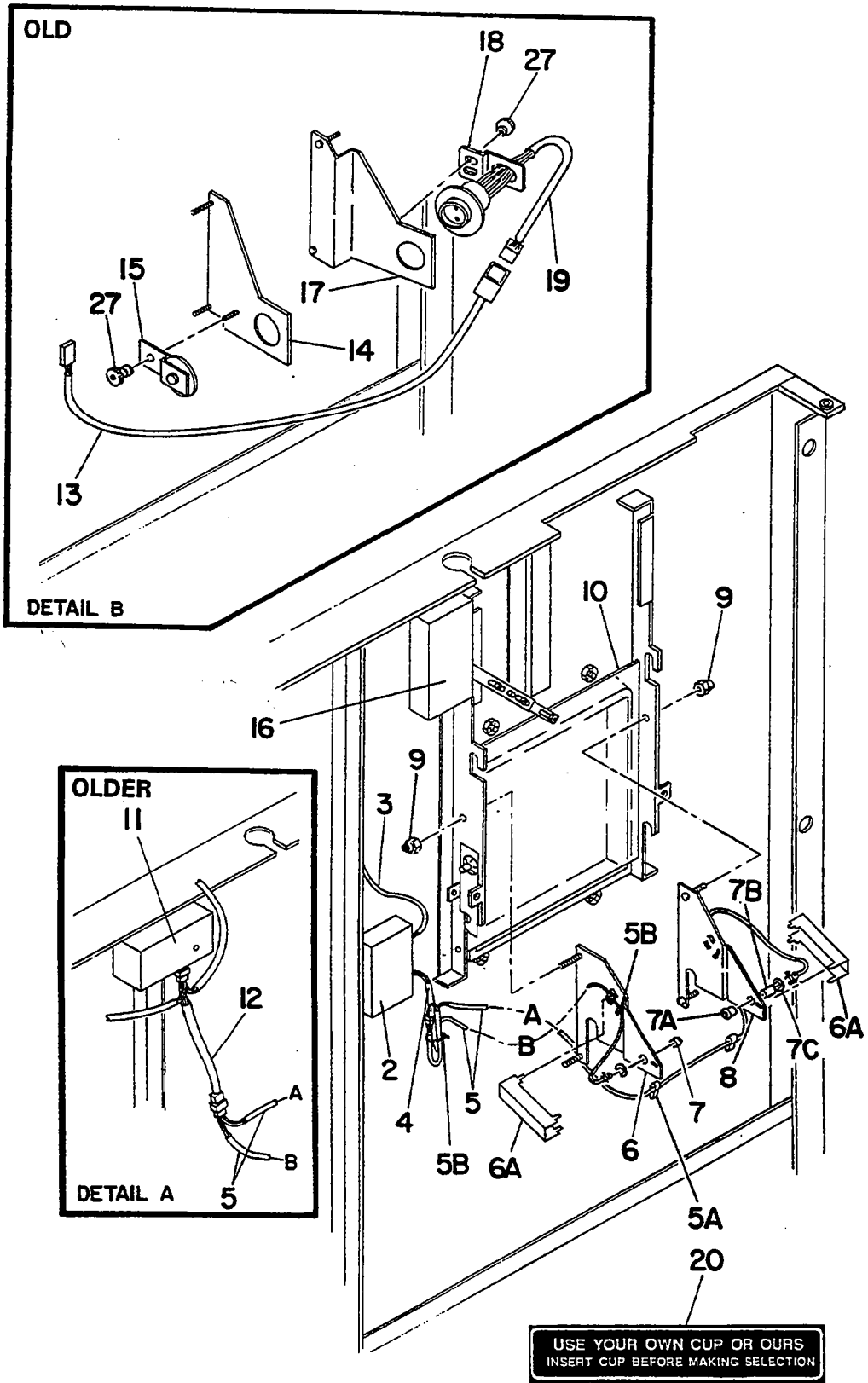
**EXTERIOR DOOR**  
(VINTAGE STYLE SHOWN)

1.	35875	DOOR ASM, WELDED (ONLY), DC
1A.	36167	DOOR ASM, EURO STYKLE, WELDED (W/VIEWER OPENING)
1B.	36167-1	DOOR ASM, EURO STYLE, WELDED (WO/VIEWER OPENING)
2.	33611-1	DIFFUSER LENS, 23 15/16 X 2 3/16 (NOT USED ON TRON & COVERPLATE STYLE)
2A.	31393	DIFFUSER LENS, 23 1/8 X 1 11/16 (ONLY USED ON TRON & COVERPLATE STYLE)
3.	30796	BRACKET, DIFFUSER LENS
4.	31640	NUT, PAL .185/.190 DIA STUD
5.	34391	PANEL, RIGHT SIDE, W/BEAN VIEWER OPENING
5A.	34392	PANEL, RIGHT SIDE, WOBEAN VIEWER OPENING
6.	36050	ARTWORK, VIEWER, STANDARD 92
6A.	37463	ARTWORK, VIEWER, ARAMARK
7.	31085	WINDOW, VIEWER
8.	35638	BEZEL, VIEWER, BLACK
8A.	35638-1	BEZEL, VIEWER, GRAY
	31640	NUT, PAL, BEZEL .185/.190 DIA STUD
9.	440296	BEZEL, COIN RETURN CUP, BLACK
9A.	440296-2	BEZEL, COIN RETURN CUP, GRAY
10.	31825	CAM, LOCK, DOOR
11.	30453	CAM, LOCK, CHICAGO #4266
12.	00792	SCREW, 10-32 X ½. FLAT HEAD
13.	29922	LOCK, CHICAGO #4266
13A.		NUT (PART OF ITEM 13 – NOT SOLD SEPERATELY)
14.	11750	NUT, 10-32 KEP, EXT LK WA, PL
15.	30460	LOCK & CAM ASM, CHICAGO #4266 (INCL ITEMS 10, 12, 13)
16.	34201	DECAL, CUPWELL BEZEL
16A.	460453	DECAL, CUPWELL BEZEL, W/OUT HOLE
17.	440329	BEZEL, CUPWELL, BLACK
18.		INDICATOR LED WIRED (NOT SOLD SEPARATELY- ORDER 20 & 21)
19.		HOUSING (NOT SOLD SEPARATELY ORDER ITEM 20 OR 21)
20.	35393	KIT, CYCLE LAMP WIRED & DECAL (INCL. ITEMS 16 AND 18)
21.	34365	BEZEL ASM, W/CYCLE LAMP, BLACK (INCLUDES ITEMS 17 & 20)
21A.	34365-1	BEZEL ASM, W/CYCLE LAMP, GRAY (INCLUDES ITEMS 17 & 20)
22.	320057	BEZEL, CONTROL CENTER
23.	440310	LENS, DISPLAY
24.	35227	LABEL, "USE YOUR OWN CUP OR OURS"
25.	660370	BILL VALIDATOR FILLER PLATE, BLACK
25A.	660370-2	BILL VALIDATOR FILLER PLATE, GRAY
26.	460414	DECAL, BEZEL, CONTROL CENTER, BLACK
26A.	460414-3	DECAL, BEZEL, CONTROL CENTER, GRAY
27.	660371	DEBIT CARD FILLER PLATE, BLACK
27A.	660371-2	DEBIT CARD FILLER PLATE, GRAY
28.	460417	DECAL, COIN INSERT, BLACK
28A.	460417-2	DECAL, COIN INSERT, GRAY
29.	440309	COIN INSERT, ENTRANCE
30.	460416	DECAL, COIN RETURN, BLACK
30A.	460416-2	DECAL, COIN RETURN, GRAY
31.	32227	DECAL, VERTICAL, CONTROL CTL, BLACK W/STRIPES
31A.	32227-1	DECAL, VERTICAL, CONTROL CTL, GRAY W/STRIPES
32.	18443	NUT, PUSH-ON, ¼, S-T, ZP
33.	29942	SCREW, 6 X 3/8, HH, SD, PST 48TWHX
34.	18443	NUT, ¼ S-T, PAL
35.	600503	CUP ASM, COIN RETURN
35A.	201156	DOOR, COIN RETURN CUP
36.	36067	DECAL, REGULAR/LARGE CUP SIZE
36A.	36121	DECAL, 2 CUP SIZES



## INTERIOR DOOR

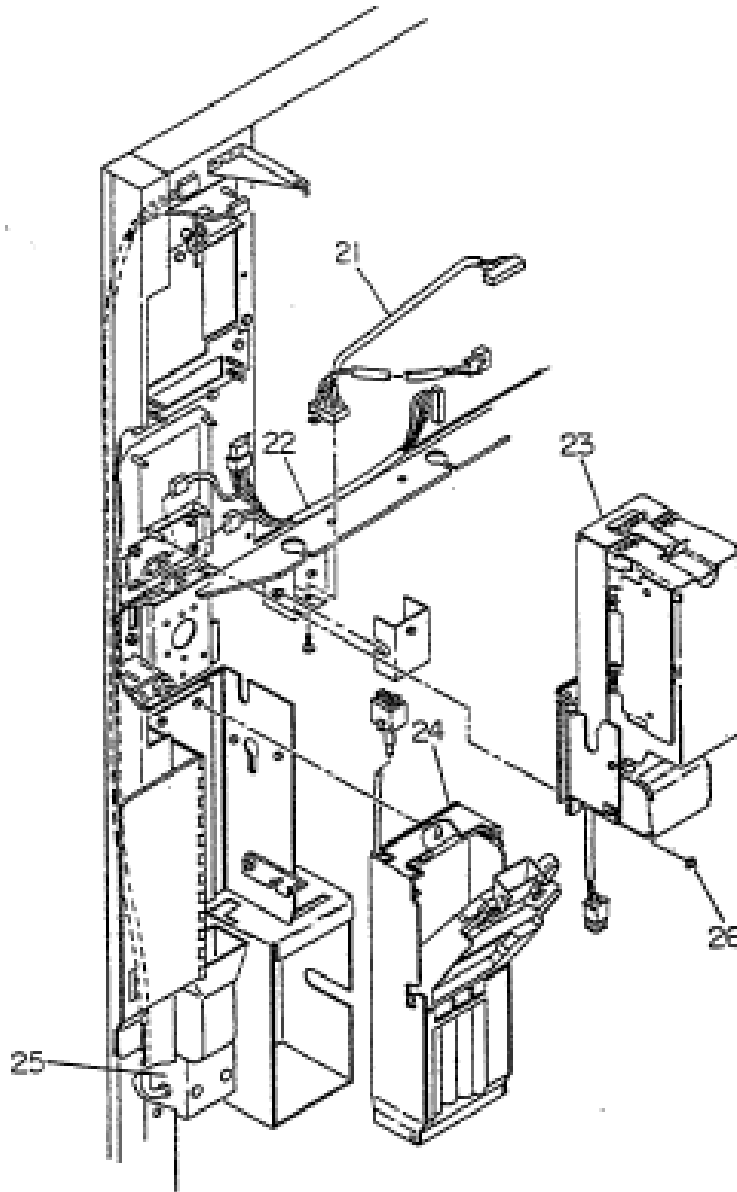
1.	35875	DOOR ASM, WELDED (STANDARD)
1A.	36167	DOOR ASM, WELDED, GRINDER MODEL (EURO STYLE)
1B.	36167-1	DOOR ASM, WELDED, NON-GRINDER (EURO STYLLE)
2.	24605	HINGE ASM, WELDED, TOP
2A.	18159	HINGE, BOTTOM DOOR
3.	27931	BOLT, 5/16 X 18 X 5/8, CARRIAGE
4.	27932	NUT, 5/16, KEP
5.	35108	HARNESS ASM, COIN MECH, 24V/115
6.	35880	LATCH, VIEWER
7.	35929	BRACKET ASM, DISPLAY MOUNTING
8.	14132	SPACER, NYLON
9.	31801	BOARD ASM, DISPLAY
	19510	WASHER, DISPLAY BOARD
10.	32918	CABLE ASM, RIBBON CTRL/DISPLAY
11.	11745	NUT, G-32 KEP, LK, WA, SCP
12.	12503	SCREW, 6-32 X 3/8, PH, PL
13.	21042	NUT, 8-32, STOP, SCP
14.	14491	SCREW, 8-32 X 3/8, BH, SD, ST, ZP
15.	27549	CATCH, COIN CHANGER HOUSING
16.	600179-1	BOX ASM, COIN WELD
17.	34262	HARNESS/BOX ASM, 115V ADAPTOR (INCL. ITEM 17A)
17A.	360109	BOARD, POWER COIN MECH, 115 PDC VOLT
18.		SHADOW BOX ASM (SEE PAGES 4.01 & 4.02)
19.	14806	SCREW, 8-32 X 3/8, HH, ZP, F, SD, WA
20.	35982	GUARD, BRACKET, SHADOW BOX
21.		CUP WRAPPER ASM (SEE PAGES 3.01 THRU 3.04)
22.	06888	NUT, 8-32, WING
23.	16748	SCREW, 8-32 - 3/4
24.	33820-1	CATCH, CUPWELL SUPPORT, L/HAND
24A.	33820	CATCH, CUPWELL SUPPORT, R/HAND
25.	05682	NUT, 3/4 PUSH ON
26.	09023	SPRING, CUPWELL CATCH
27.	32455	COVER, COIN MECH CONNECTOR
28.	19290	DOOR, CUPWELL MOLDED
29.	33956	BRACKET, AUTO FLUSH SWITCH
30.	37227	SWITCH, CHERRY E69-07AB, SPDT
31.	440311	CHUTE, COIN
32.	660488	CHUTE ASM, COIN, WATER RESISTANT
33.	440289	BUTTON, COIN RETURN, GRAY
34.	201660	BRACKET, COIN RETURN
35.	660367	RETURN ASM, COIN
36.	36105	VIEWER ASM, COMMON PART
37.	35872	BRACKET ASM, VIEWER
38.	09039	SCREW, 8-32 X 1/2, WELD, HW1408
39.	04862	NUT, 6-32, UN THUMB
40.	35886	COVER, DIFFUSER, VIEWER BOX
41.	35887	DIFFUSER, VIEWER BOX
42.	35865	VIEWER BOX, WELDED
43.	11749	NUT, 8-32 KEP, EXT, LK, WA, SCP
44.	32716	BALLAST, UNIT 7, 9W, W/HARNESS
45.	32718	SOCKET, SIDE MOUNT, BIAXIAL
46.	32717	LAMP UNIT, 7W BIAXIAL, FLOURESCENT
47.	36344	CUPWELL ASM, DUAL CUP, COMPLETE
48.	36331	RETARDER ASM, WELD, DC
49.	19773	GRILL, CUPWELL, DC
50.	36330	CHUTE ASM, WELD, DC
51.	35983	SPACER, MUG SENSOR
52.	28441	NUT, 8-32, KNURLED, BRASS
53.	36332	CUPWELL ASM, WELD, DC
54.	18443	NUT, 3/4, S-T, ZP
55.	36314	LIFTER, DOOR
56.	38468	SPLASH GUARD, SGC

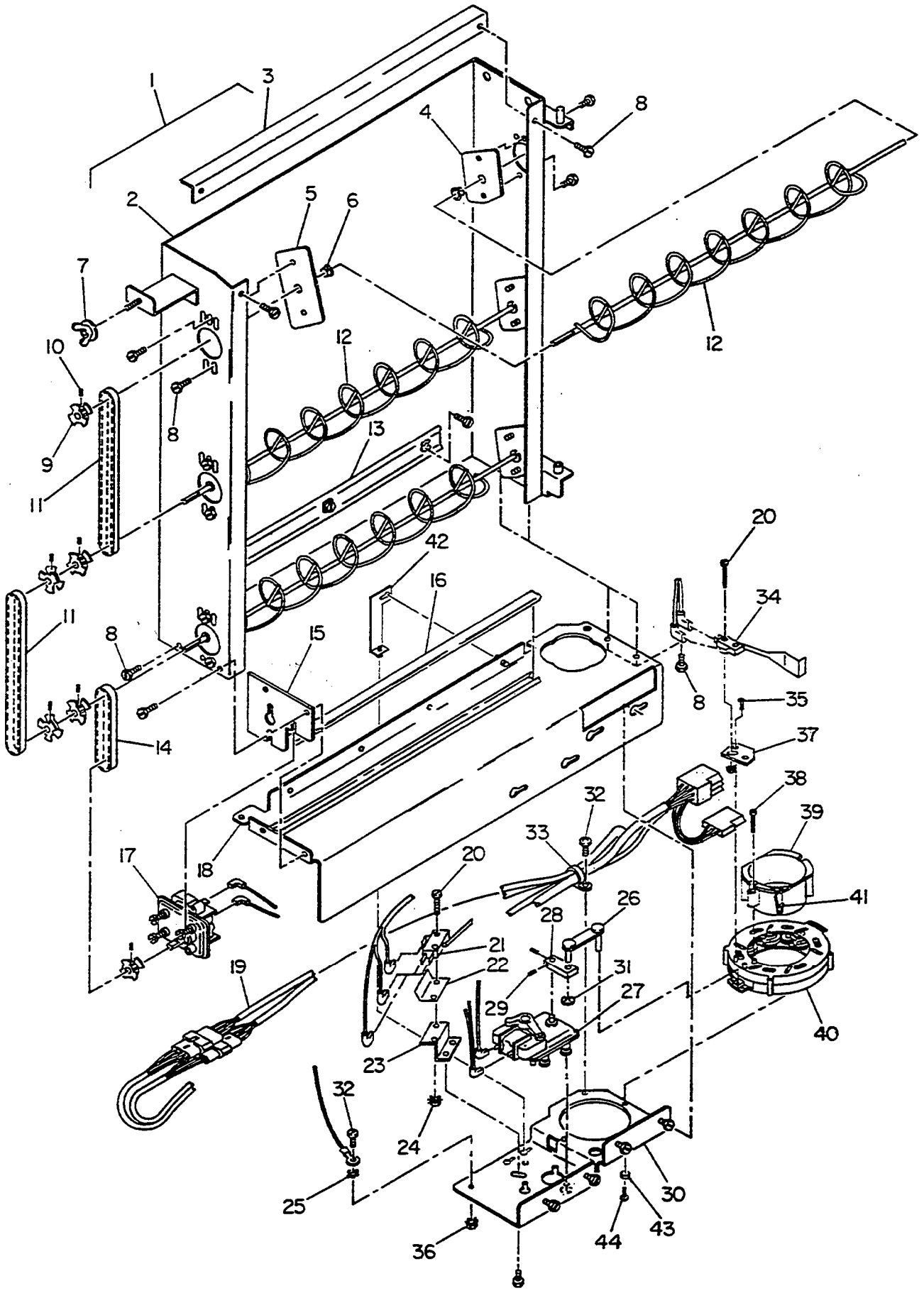


## INTERIOR DOOR MISCELLANEOUS ITEMS

(OPTIONAL EQUIPMENT)

- |      |         |  |      |       |  |
|------|---------|--|------|-------|--|
| 1.   | 37707   | KIT, CUP SENSOR, FOR UNIT S/N 61305 & ABOVE<br>(INCLUDES ITEMS 2-4, 9, 13-15, 17-20) | 14.  | 37584 | BRACKET ASM, REFLECTOR, CUP SENSOR               |
| 1A.  | 37155   | KIT, CUP SENSOR, FOR UNIT S/N 61304 & UNDER<br>(INCLUDES ITEMS 2-9, 20)              | 15.  | 37589 | REFLECTOR ASM                                    |
| 2.   | 36725   | CONTROL BOX ASM, SENSOR BD, MICRO  | 16.  | 36476 | KIT, DOOR DAMPENER ASM                           |
| 2A.  | 36295   | SENSOR BOARD (NOT SOLD SEPARATELY)   | 17.  | 37586 | BRACKET ASM, TRANSMITTER, CUP SENSOR             |
| 3.   | 36586   | HARNESS, SENSOR BOARD TO CONTROL BOARD   | 18.  | 37587 | BRACKET SUPPORT, TRANSMITTER                     |
| 4.   | 36587   | HARNESS, INTERCONNECT TO SENSOR/CABLE  | 19.  | 36296 | TRANSMITTER ASM                                  |
| 5.   | 35059   | HARNESS, PHOTO & RECEIVER SENSOR   | 20.  | 35227 | LABEL (POSITIONED BELOW SCROLLING DISPLAY)       |
| 6.   | 35100   | BRACKET, LH SENSOR   | 21.  | 35108 | HARNESS ASM, COIN MECH, 24/115 VOLTS             |
| 6A.  | 202134  | COVER, BRACKET SENSOR CABLE (NOT SHOWN)  | 22.  | 34369 | HARNESS ASM, MARS/COINCO VALIDATOR, 110 VOLT     |
| 7.   | 380268  | LENS, CLEAR  | 22A. | 33887 | HARNESS ASM, COINCO/MARS VALIDATOR, 24 VOLT      |
| 7A.  | 35430   | SLEEVE, SENSOR, CLEAR PLASTIC  | 23.  |       | BILL VALIDATOR ASM                               |
| 8.   | 35100-1 | BRACKET, RH SENSOR   | 24.  |       | COIN MECHANISM ASM                               |
| 9.   | 05625   | NUT, 9-32, THUMB   | 25.  | 34262 | HARNESS/BOX ASM, 115V ADAPTOR, CM &<br>VALIDATOR |
| 10.  | 19290   | DOOR, CUPWELL  | 26.  | 11749 | NUT, 8-32, KEP                                   |
| 11.  | 36165   | CONTROL BOX, SENSOR BOARD, METAL (OLDER VER)   | 27.  | 05625 | THUMB NUT, 8-32 KNURLED                          |
| 11A. | 35450   | SENSOR BOARD, (OLDER VERSION)  |      |       |  |
| 12.  | 36101   | HARNESS ASM, SENSOR BOX TO MICRO & SENSOR<br>CABLE                                   |      |       |  |
| 13.  | 37588   | HARNESS ASM, INTERCONNECT, CUP SENSOR  |      |       |  |

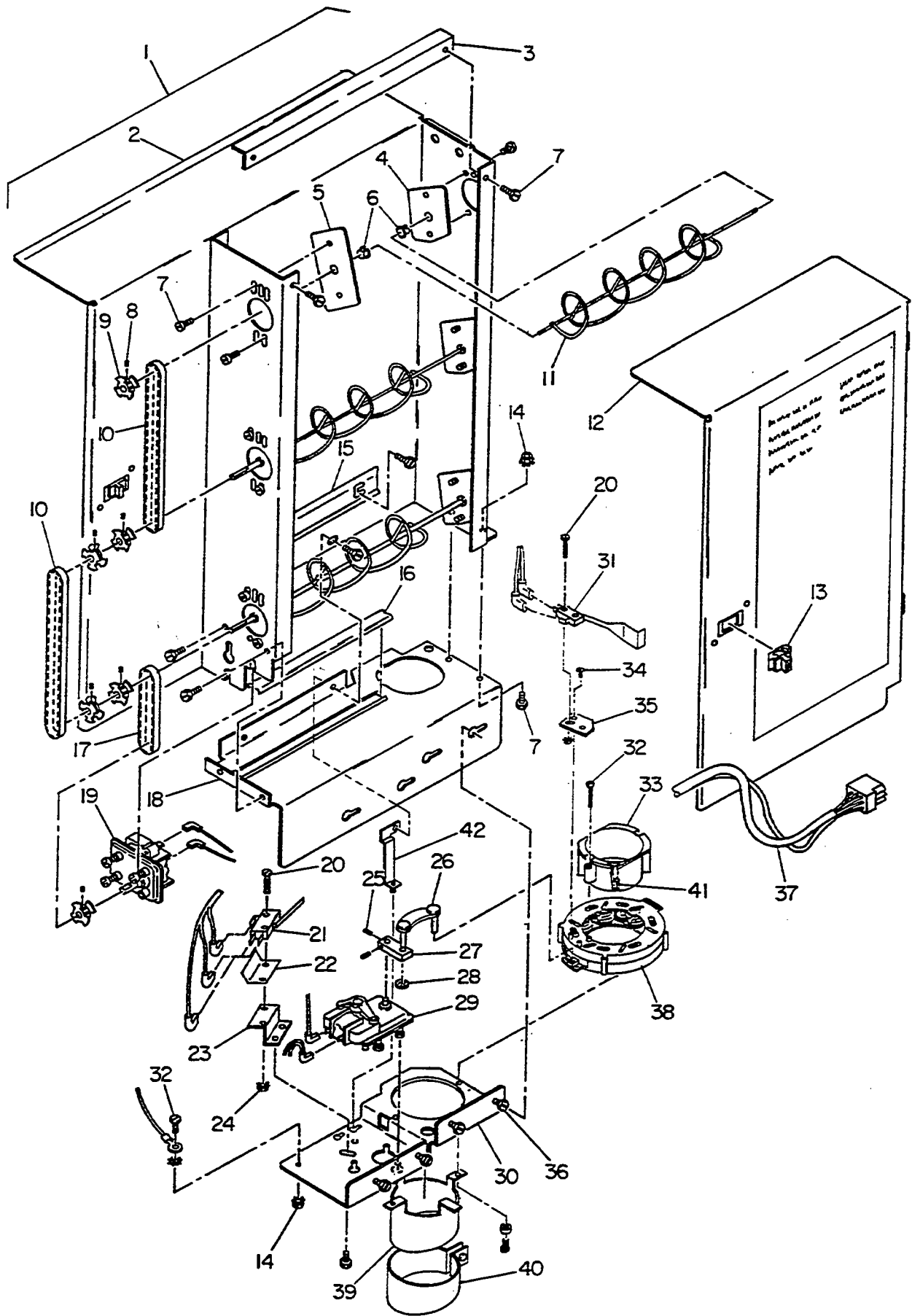




**CUP DISPENSER ASSEMBLY - FRONT  
MODEL: 213**

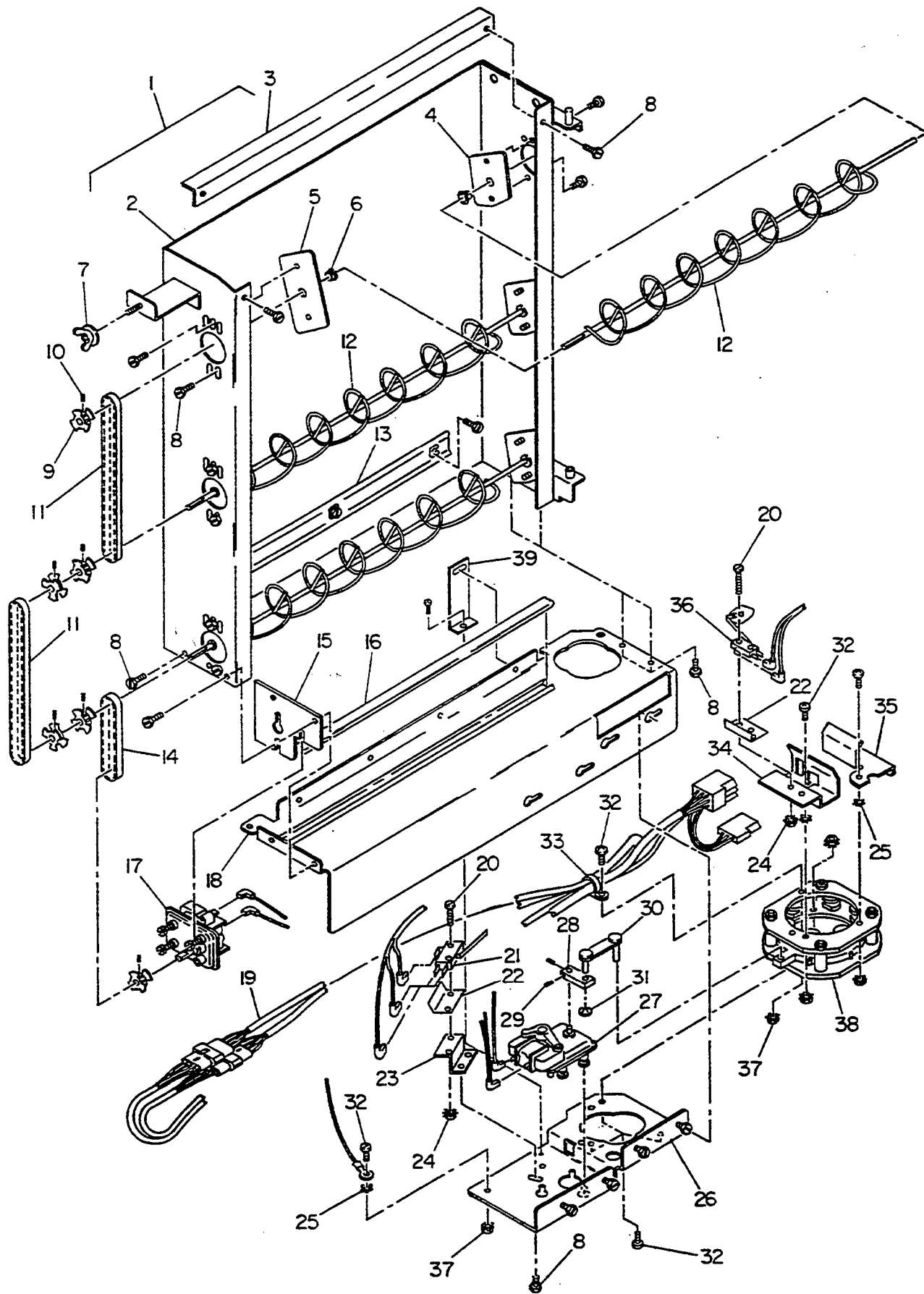
1.	36842	WRAPPER ASM, COMPLETE (SPECIFY CUP SIZE)
1A.	37167	WRAPPER ASM, COMPLETE WITH ITEM 40A
2.	35713	WRAPPER ASM, WELD
3.	35726	STIFFENER, WRAPPER (FRONT DISPENSER)
4.	35720	PLATE ADJUSTING
5.	35719	PLATE, BELT TENSION/ADJUST
6.	16058-9	BUSHING, NYLINER, 4L1FF
7.	06888	NUT, WING
8.	14807	SCREW, ALLEN HEAD, 10-32 X 3/16, SK, KN, LOCKWELL
9.	10215	PULLY
10.	14806	SCREW, 8-32 X 3/8, HH, ZP, F, SD, WA
11.	13795	BELT, TIMMING, 22 INCHES
12.	35710	BRACKET, GUIDE CUP
13.	35725	SPIRAL, CUP (FRONT DISPENSER)
14.	10213	BELT, TIMING, 10 INCHES
15.	35724	PLATE, SPIRAL MOTOR
16.	18546-2	TRACK, SNAP-ON
17.	12203	MOTOR, SPIRAL
18.	35721	BASE ASM, WELD, 7-9 OZ (FRONT DISP)
19.	36015	HARNESS, CUP DROP (FRONT DISP)
20.	21193	SCREW, 4-40 X 3/4. RH, M
21.	36038	SWITCH, CUP DROP, MOTOR
22.	22728	INSULATION, SWITCH
23.	36034	BRACKET, CUP DROP SWITCH
24.	22849	NUT, 4-40, KEP
25.	00817	WASHER, LOCK #10, EXTRN STAR, SCP
26.	36859	ROD ASM, CONNECTING CUP DISP
27.	16038	MOTOR, CUP DROP
28.	15450	ARM LEVER, MOTOR, CUP DISP, PLTD
29.	03272	SCREW, ALLEN, 8-32 X 3/16
30.	36778	BRACKET, CUP SEPARATOR, AJD, MOTOR MTG
31.	04112	NUT, 3/16, PUSH-ON, TNN
32.	36117	SCREW, 10-32 X 1/2, RH, PHL, STL, PLT
33.	34929	CLAMP, 7/8, NYLON
34.	36646	SWITCH, CUP PRESENT/SOLD OUT
35.	37258	SCREW, PLASTITE, TP
36.	11750	NUT, 10-32, KEP, EXT LOCK, WA, SCP
37.	37257	PLATE, ADJUSTING SWITCH
38.	36524-1	SCREW, 6 X 1 3/16, RH, M PHL, PLT30
39.	36644	THROAT, CUP CHUTE
40.	36520	CUP RING ASM, ADJUSTABLE, STANDARD, WHITE CAMS
40A.	36520-1	CUP RING ASM, ADJUSTABLE, THICK CUP RIM, BLACK CAMS
40B.	36520-2	CUP RING ASM, ADJUSTABLE, INSULATED, RED CAMS
41.	36645	ACTUATOR, CUP CHUTE
42.	36833	BRACKET, SUPPORT, CUP SEPARATOR
43.	19563	FURRULE
44.	36524	SCREW 6 X 3/8, RHPHL, PLT30





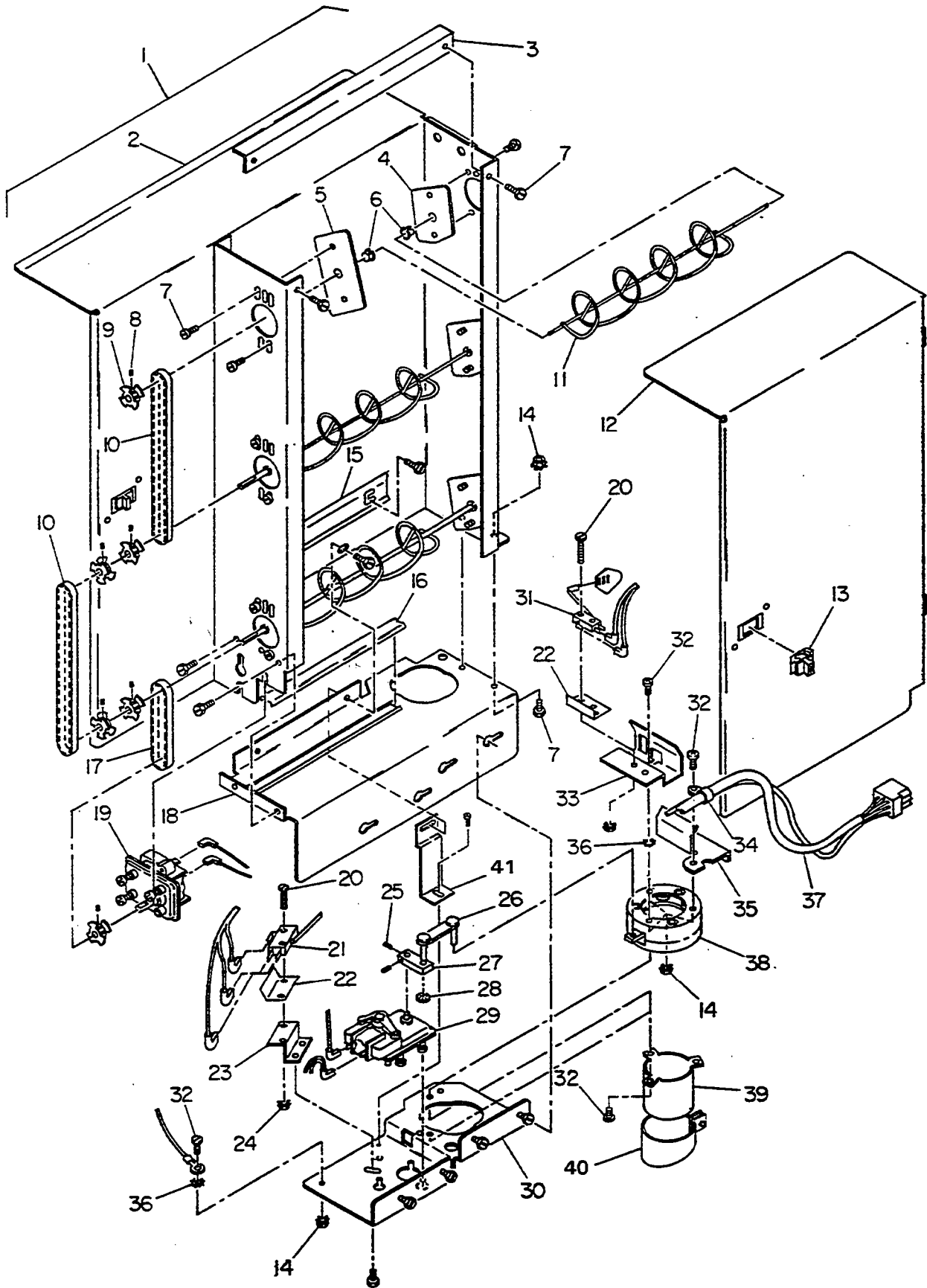
**CUP DISPENSER ASSEMBLY - REAR  
MODEL: 213**

1.	36843	WRAPPER ASM, COMPLETE (SPECIFY CUP SIZE)
1A.	37320	WRAPPER ASM, COMPLETE WITH ITEM 38Z (SPECIFY CUP SIZE)
2.	35728	WRAPPER ASM, WELD (REAR DISP)
3.	35851	STIFFENER, REAR WRAPPER
4.	35720	PLATE, ADJUSTING
5.	35719	PLATE, BELT TENSION/ADJUSTING
6.	16058-9	NYLINER, BUSHING, 4L1FF
7.	14806	SCREW, 8-32 X 3/8, HH, ZP, F, SD, WA
8.	14807	SCREW, ALLEN, 10-32 X 3/16, SK
9.	10215	PULLEY
10.	13795	BELT, TIMING (22 INCHES)
11.	35711	SPIRAL, CUP (REAR DISP)
12.	35853	DOOR, WRAPPER, WELD
13.	35122	LATCH, DOOR, PLASTIC
14.	11750	NUT, 10-32, KEP, EXT LOCK, WA, SCP
15.	35852	GUIDE BRACKET, CUP, REAR DISPENSER
16.	18546-3	TRACK, SNAP-ON
17.	10213	BELT, TIMING (10 INCHES)
18.	35733	BASE ASM, WELD
19.	12203	MOTOR, SPIRAL
20.	21193	SCREW, 4-40 X 3/4, RH, M
21.	36038	SWITCH, MOTOR, CUP DROP
22.	22728	INSULATOR, SWITCH
23.	36034	BRACKET, SWITCH, CUP DROP
24.	22849	NUT, 4-40, KEP
25.	03272	SCREW, ALLEN, 8-32 X 3/16
26.	36859	ROD ASM, CONNECTING CUP DISP
27.	15450	ARM LEVER, MOTOR, CUP DROP, PLTD
28.	04112	NUT, 3/16, PUSH-ON, TNN
29.	16038	MOTOR, CUP DROP, 30 RPM
30.	36778	BRACKET, CUP SEPARATOR, MOTOR MOUNT
31.	36646	SWITCH, SOLD OUT/CUP PRESENT
32.	36524-1	SCREW, 6 X 13/16, RH, PHL, SCP
33.	36644	THROAT CUP CHUTE
34.	37258	SCREW, PLASTITE, TP
35.	37257	PLATE, ADJUSTING SWITCH
36.	14806	SCREW, 8-32 X 3/8, HH, SP, F, SD, WA
37.	36014	HARNESS, CUP SEPARATOR REAR
38.	36520	CUP RING ASM, ADJUSTABLE, STANDARD, WHITE CAMS
38A.	36520-1	CUP RING ASM, ADJUSTABLE, THICK CUP RIM, BLACK CAMS
38B.	36520-2	CUP RING ASM, ADJUSTABLE, INSULATED CUP, RED CAMS
39.	36841	CHUTE, ANTI THEFT, 213
39A.	37336	CHUTE, ANTI THEFT, LRG (FOR LARGE DIAMETER CUPS ONLY)
40.	37178	EXTENSION CHUTE, ADJUSTABLE, 213 (SMALL SIZE CUPS ONLY)
41.	36645	ACTUATOR, CUP CHUTE
42.	36856	BRACKET, SUPPORT, CUP SEPARATOR
43.	37144	DECAL, SCHEMATIC (NOT SHOWN)
44.	37144-1	DECAL, CHANNEL CHART (NOT SHOWN)



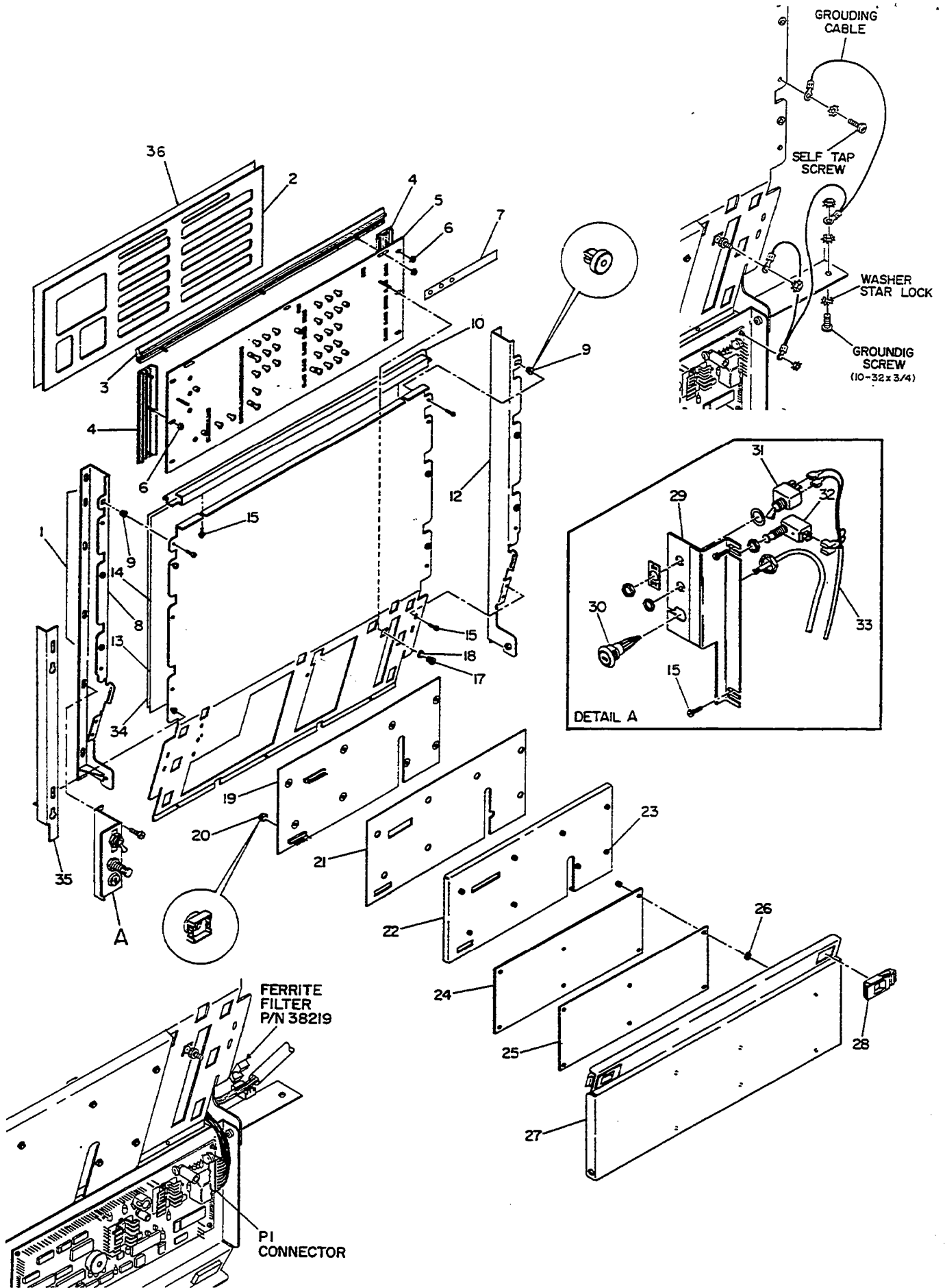
**CUP DISPENSER ASSEMBLY – FRONT  
MODEL: 203 DUAL CUP**

- |      |          |  |
|------|----------|--|
| 1.   | 36103-01 | WRAPPER ASM, BASIC-FRT, 7 – 8 ¼ OZ   |
| 1A.  | 36103-02 | WRAPPER ASM, 9 – 12 OZ, TALL CUP   |
| 1B.  | 36103-03 | WRAPPER ASM, 12 OZ, INSULATED CUP  |
| 1C.  | 36103-04 | WRAPPER ASM, 12 OZ, SQUAT CUP  |
| 2.   | 35713    | WRAPPER ASM, WELD  |
| 3.   | 35726    | STIFFENER, WRAPPER (FRT DISP)  |
| 4.   | 35720    | PLATE ADJUSTING  |
| 5.   | 35719    | PLATE, BELT TENSION/ADJUST   |
| 6.   | 16058-9  | BUSHING, NYLINER, 4L1FF  |
| 7.   | 06888    | NUT, WING  |
| 8.   | 14807    | SCREW, ALLEN HEAD, 10-32 X 3/16, SK, KN, LOCKWELL  |
| 9.   | 10215    | PULLEY   |
| 10.  | 14806    | SCREW, 8-32 X 3/8, HH, SP, F, SD, WA   |
| 11.  | 13795    | BELT, TIMMING, 22 INCHES   |
| 12.  | 35725    | BRACKET, GUIDE CUP   |
| 13.  | 35710    | SPIRAL, CUP (FRT DISP)   |
| 14.  | 10213    | BELT, TIMING, 10 INCHES  |
| 15.  | 35724    | PLATE, SPIRAL MOTOR  |
| 16.  | 18546-2  | TRACK, SNAP-ON   |
| 17.  | 12203    | MOTOR SPIRAL   |
| 18.  | 35721    | BASE ASM, WELD, 7-9 OZ (FRT DISP)  |
| 19.  | 36015    | HARNESS,, CUP DROP (FRT DISP)  |
| 20.  | 21193    | SCREW, 4-40 X ¾, RH, M   |
| 21.  | 36038    | SWITCH, CUP DROP SWITCH  |
| 22.  | 22728    | INSULATION, SWITCH   |
| 23.  | 36034    | BRACKET, CUP DROP SWITCH   |
| 24.  | 22849    | NUT, 4-40, KEP   |
| 25.  | 00817    | WASHER, LOCK #10, EXTRN STAR, SCP  |
| 26.  | 35723    | BRACKET, CUP SEPARATOR, MOTOR MOUNT  |
| 27.  | 16038    | MOTOR, CUP DROP  |
| 28.  | 15450    | ARM LEVER, MOTOR, CUP DISP, PLTD   |
| 29.  | 03272    | SCREW, ALLEN, 8-32 X 3/16  |
| 30.  | 36026    | PLATE, CONNECTING ROD, STRAIGHT TYPE   |
| 31.  | 04112    | NUT, 3/16, PUSH-ON, TNN  |
| 32.  | 36117    | SCREW, 10-32 X ½, RH, PHL, STL, PLT  |
| 33.  | 24929    | CLAMP, 7/8, NYLON  |
| 34.  | 36155    | BRACKET, CUP SWITCH MOUNTING   |
| 35.  | 36156    | BRACKET, CUP GUIDE   |
| 36.  | 23370    | SWITCH, SOLD OUT/CUP PRESENT   |
| 37.  | 11750    | NUT, 10-32, KEP, EXT LK, WA, SCP   |
| 38.  | 36211    | CUP RING ASM, 12 OZ SQUAT, CAM ID# 12<br>APPROVED CUP MODELS: IMP SVS-0120, SWT PV512T, CONF CUP 355-2000AV, HM1201,<br>HM12 |
| 38A. | 36120    | CUP RING ASSEMBLY, 12 OZ SQUAT, CAM ID# 12,<br>APPROVED CUP MODEL: SWT PV512   |
| 38B. | 35994    | CUP RING ASSEMBLY, CAM ID #7C,<br>12 OZ INSULATED (FOAM); FOR CUP MODEL: SWT V12X  |
| 39.  | 36835    | BRACKET, SUPPORT, CUP SEPARATOR FRONT  |



**CUP DISPENSER ASSEMBLY - REAR  
MODEL: 203 DUAL CUP**

1.	36104-01	WRAPPER ASM, BASIC REAR, 7 – 8 ¼ OZ
1A.	36104-02	WRAPPER ASM, 9 –12 OZ, TALL CUP
1B.	36104-03	WRAPPER ASM, 12 OZ, INSULATED CUP
1C.	36104-04	WRAPPER ASM, 12 OZ, SQUAT CUP
2.	35728	WRAPPER ASM, WELD ( REAR DISP)
3.	35851	STIFFENER, REAR WRAPPER
4.	35720	PLATE, ADJUSTING
5.	35719	PLATE, BELT TENSION/ADJUSTING
6.	16058-9	NYLINER, BUSHING, 4L1FF
7.	14806	SCREW, 8-32 X 3/8, HH, ZP, F, SD, WA
8.	14807	SCREW, ALLEN, 10-32 X 3/16, SK
9.	10215	PULLEY
10.	13795	BELT, TIMING (22 INCHES)
11.	35711	SPIRAL, CUP (REAR DISP)
12.	35853	DOOR, WRAPPER, WELD
13.	35122	LATCH, DOOR, PLASTIC
14.	11750	NUT, 10-32 KEP, EXT LOCK, WA, SCP
15.	35852	GUIDE BRACLET, CUP, (REAR DISP)
16.	18546-3	TRACK, SNAP-ON
17.	10213	BELT, TIMING (10 INCHES)
18.	35733	BASE ASM, WELD
19.	12203	MOTOR, SPIRAL
20.	21193	SCREW, 4-40 X ¾, RH, M
21.	36038	SWITCH, MOTOR, CUP DROP
22.	22728	INSULATOR, SWITCH
23.	36034	BRACKET, SWITCH, CUP DROP
24.	22849	NUT, 4-40, KEP
25.	03272	SCREW, ALLEN, 8-32 X 3/16
26.	36026	PLATE ASM, CONNECTING ROD, STRAIGHT TYPE
27.	15450	ARM LEVER, MOTOR, CUP DROP. PLTD
28.	04112	NUT, 3/16, PUSH-ON, TNN
29.	16038	MOTOR, CUP DROP, 30 RPM
30.	35723	BRACKET, CUP SEPARATOR, MOTOR MOUNT
31.	23370	SWITCH, SOLD OUT/CUP PRESENT
32.	36117	SCREW, 10-32 X ½, RH, PHL, SYL, P;T
33.	36155	BRACKET, CUP SWITCH, MOUNTING
34.	17588	CLAMP, ½-6B, PLASTIC
35.	36156	BRACKET, GUIDE, CUP DROP
36.	00817	WASHER, LOCK #10, EXTRN STAR, SCP
37.	36014	HARNESS, CUP DROP, REAR, 203 DC
38.	16012	CUP RING ASM, 7 OZ, 8 ¼ , CAM ID #7H APPROVED CUP MODELS: SWT PV577, IMP SVR-0070, IMP SVR-0080, SWT PV588, CONF CUP 210-2000AV
38A	36252	CUP RING ASM, 8OZ FOAM CAM ID# 10C/12C
38B	16013	CUP RING ASM, 9 OZ, 10 OZ, 12 OZ TALL, CAM ID #9C 9 OZ CUP MODEL: IMP SVR-0090, SWT PV509 10 OZ CUP MODEL: IMP SVR-10 12 OZ TALL CUP MODEL: HV900, IMP SVR-012A
39.	36309	CHUTE, ANTI-THEFT, 3", (OPTIONAL)
40.	37284	EXTENSION CHUTE, ADJUSTABLE, 203 (SMALL SIZE CUPS ONLY)
41.	36998	BRACKET, SUPPORT, CUP SEPARATOR REAR

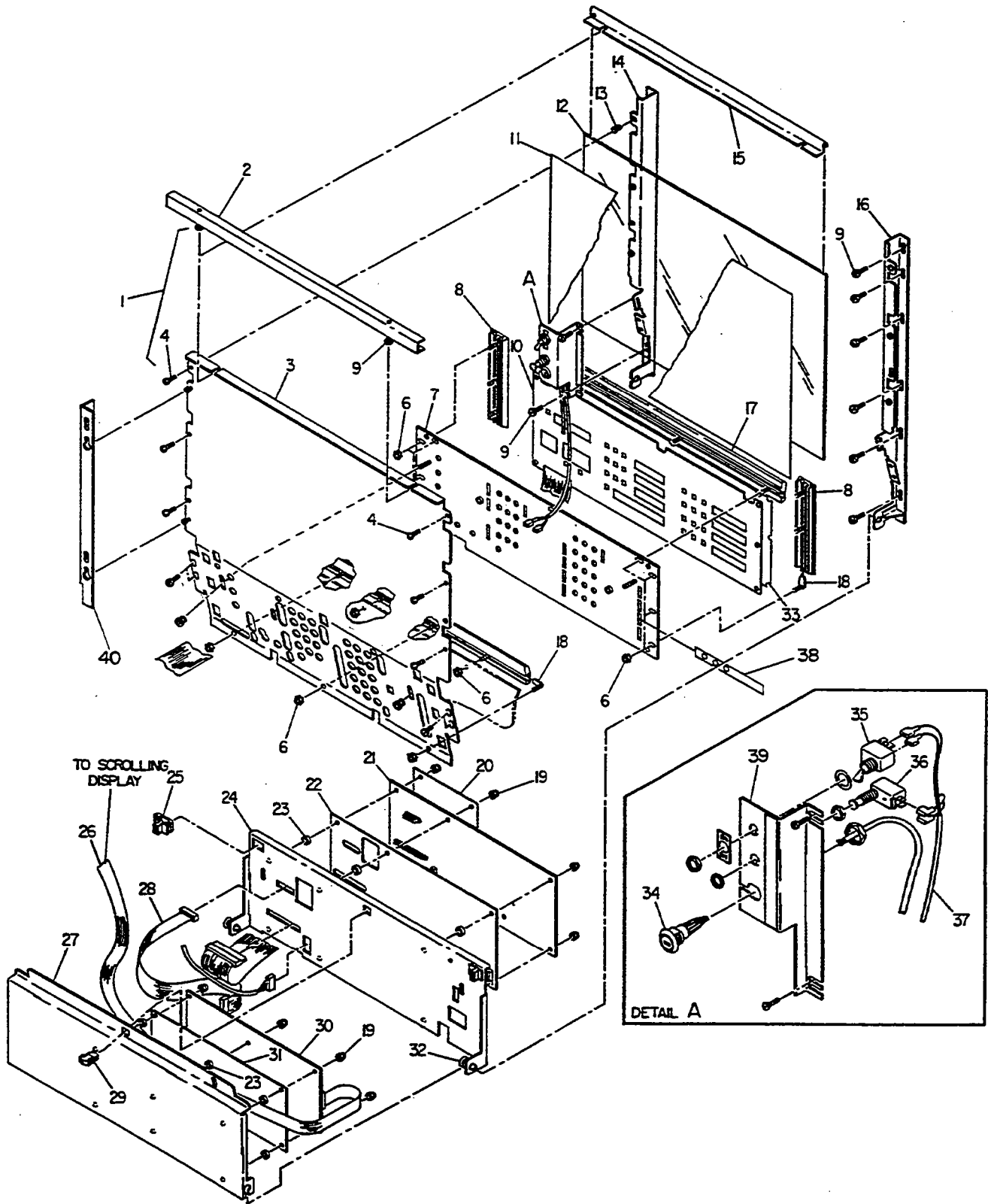


## SHADOW BOX ASSEMBLY AND BOARDS

### MODEL: 213

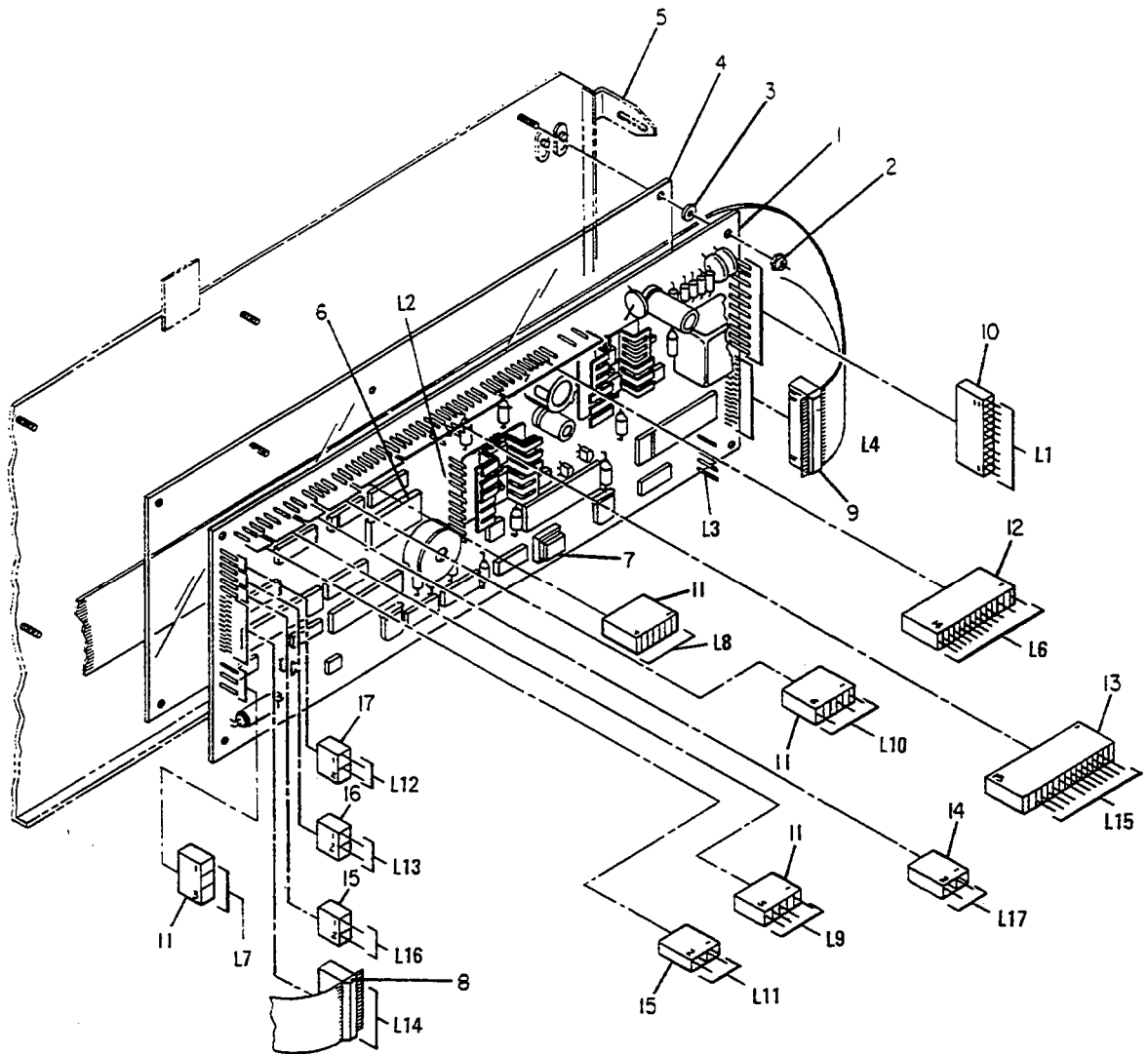
1.	36795	SHADOW BOX ASM, 213 BASIC (INCL ITEMS 8, 9, 12, 14-18)
2.	36775	DECAL, GRAPHIC/SELECTION, 213 STANDARD
2A.	36784	DECAL. GRAPHIC/SELECTION, W/PANEL (ITEM 5), STANDARD
2B.	36870	DECAL. GRAPHIC/SELECTION, 213 APOLLO
2C.	37099	DECAL. GRAPHIC/SELECTION, W/ PANEL (ITEM 5), APOLLO
2D.	38145	DECAL. GRAPHIC/SELECTION, PANEL, NESCAFE
3.	34518-4	TRIM, HORIZONTAL, UPPER, SILVER
3A.	34518-5	TRIM, HORIZONTAL, UPPER, BLACK
3B.	34518-6	TRIM, HORIZONTAL, UPPER, GRAY
4.	35126	TRIM, SELECTOR SWITCH PANEL, SILVER
4A.	35126-1	TRIM, SELECTOR SWITCH PANEL, BLACK
4B.	35126-2	TRIM, SELECTOR SWITCH PANEL, GRAY
5.	36785	PANEL, GRAPHICS BACKING, 213
6.	11745	NUT, 6-32, KEP, LK, WA, SCP
7.	36776	LABEL SET, SELECTIONS, STANDARD
	36871	LABEL SET, SELECTIONS. APOLLO STYLE
	37606	LABEL SET, SUPPLEMENT, SPECIALTIES, APOLLO STYLE
	37321	LABEL SET, SUPPLEMENT, SPECIALTIES, STANDARD
	36793	LABEL SET, LARGE CUP, \$.25 TO \$1.10
	36794	LABEL SET, SMALL CUP, \$.25 TO \$1.10
	36861	LABEL SET, PRICES (USED ON APOLLO STYLE)
	37101	LABEL SET, INCOMPLETE WITH START & CANCEL, APOLLO
	37102	LABEL SET, INCOMPLETE WITH START & CANCEL, STANDARD
7A.	38146	LABEL SET, SEL NESCAFE
8.	36852	JAMB ASM, RIGHT HAND, SHADOW BOX 213
9.	34782	FASTENER #8, SCREW GROMMET
10.	34733	BRACKET, DIFFUSER RETAINER
11.	35478	RETAINER, ARWORK COVER
12.	36851	JAMB ASM, LEFT HAND, SHADOW BOX
13.	36836	ARTWORK, BEAN, BEIGE CUP, NO LETTERS
13A.	31601-4	ARTWORK, COLUMBIAN BEAN
13B.	33467-4	ARTWORK, MUG & DONUT, W/LETTERS
13C.	33467-5	ARTWORK, MUG & DONUT, NO LETTERS
13D.	34067-3	ARTWORK, COFFEE W/TEA
13E.	37053	ARTWORK, APOLLO, MAN & WOMAN
13F.	37471	ARTWORK, PEDESTAL
14.	36787	PANEL BACK, SHADOW BOX 213
15.	14806	SCREW, 8-32 X 3/8, HH, ZP
16.	36544	SCREW, 8 X 3/8, HH, WA, PST, ZP
17.	05625	NUT, 8-32, KNURLED, AL
18.	28403	WASHER, LFAT, 11/16 X 11/64 X 16
19.	36788	BOARD ASM, SELECTION/LED/SWITCH
20.	38197	CAP, KEY SWITCH, SELECTION PANEL (PACK OF 10)
20A.	38196	MICRO SWITCH, SELECTOR PANEL (PACK OF 10)
21.	36789	INSULATOR, LED/SWITCH BOARD
22.	36791	PANEL ASM, SEL/LED/SWITCH BOARD MOUNTING
23.	36855	SCREW, 6-12, SELF FLUSH MOUNTED
24.	31800	BOARD, MAIN CONTROL W/EPROM, (NEW)
24A.	33910	BOARD, MAIN CONTROL W/EPROM, (REPAIRED)
25.	32296	INSULATOR, CONTROL BOARD
26.	19152	WASHER, NYLOMATIC, NG324
27.	36850	PANEL ASM, CONTROL BOARD
28.	36860	LATCH SLIDE
29.	32524	BRACKET, SWITCH, MODE/DISCOUNT/SECURITY
30.	33126	SWITCH, ASM, KEY, SECURITY
30A.	32307	SWITCH, SECURITY KEY
30B.	32307-1	SWITCH, KEY FOR SECURITY
31.	17760	SWITCH, DISCOUNT, TOGGLE
32.	14572	SWITCH, MODE, PUSH BUTTON
33.	33127-1	HARNESS ASM, MODE/DISCOUNT SWITCH
34.	31918-2	SHIELD, ARTWORK, CLEAR ACRYLIC
35.	35982	GUARD BRACKET, SHADOW BOX
36.	37854	OVERLAY, PROTECTIVE, CLEAR LEXAN (OPTIONAL)
36A.	37272	OVERLAY, EMBOSED BUTTONS (OPTIONAL)
37.	38230	GROUNDING HARNESS, SHADOW BOX
	33784	HARNESS, MACHINE TO MACHINE DOWNLOAD
	37608	HARNESS, MIS INTERFACE (PHONO JACK)



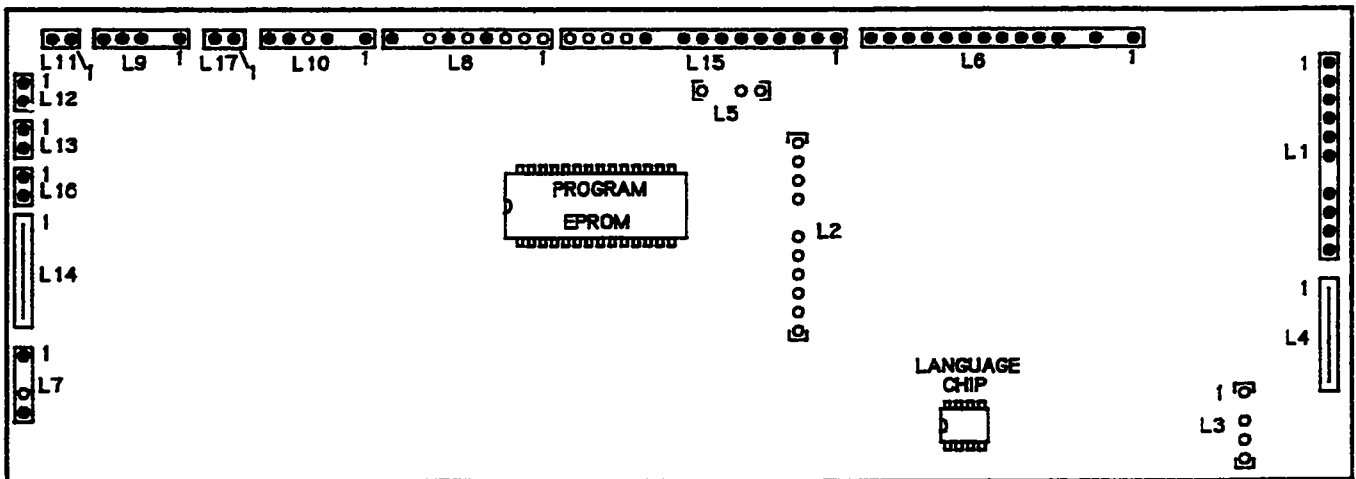


**SHADOW BOX ASSEMBLY AND BOARD  
MODEL: 203 DUAL CUP**

1.	35109	BOX ASM, SHADOW 203 BASIC
2.	34733	BRACKET, DIFFUSER RETAINER
3.	35111	PANEL, BACK SECTION, SHADOW BOX 203
4.	36544	SCREW, 8 X 3/8, HH, WA, PST, ZP
5.	04862	NUT, 6-32, KNURLED THUMB
6.	11745	NUT, 6-32, KEP, LK, WA, SCP
7.	36292	PANEL ASM, MEMBRANE SW, 203DC
8.	35126	TRIM, SELECTOR SWITCH, SILVER
8A.	35126-1	TRIM, SELECTOR SWITCH, BLACK
8B.	35126-2	TRIM, SELECTOR SWITCH, GRAY
9.	14806	SCREW, 8-32 X 3/8, HH, ZP, F, SD, WA
10.	34915	MEMBRANE ASM, SELECTION PANEL, 203DC
10A.	36539	MEMBRANE & PANEL ASM, (INCL ITEMS 7 & 10)
10B.	32849	MEMBRANE ASM, SELECTION PANEL, 203 SINGLE CUP
11.	36836	ARTWORK, BEAN, BEIGE CUP, NO LETTERS
11A.	31601-4	ARTWORK, COLOMBIAN BEAN
11B.	33467-4	ARTWORK, MUG & DONUT, W/LETTERS
11C.	33467-5	ARTWORK, MUG & DONUT, NO LETTERS
11D.	34067-3	ARTWORK. CPFFEE W/TEA
11E.	37053	ARTWORK, APOLLO, MAN & WOMAN
11F.	37471	ARTWORK, PEDESTAL
12.	31918-2	SHIELD, ARTWORK, CLEAR ACRYLIC
13.	34782	FASTNER #8, SCREW GROMMET
14.	35110	JAMB ASM, RIGHT-HAND, SHADOWBOX 203
15.	35478	RETAINER, ARTWORK COVER
16.	35120	JAMB ASM, LEFT-HAND, SHADOWBOX 203
17.	34518-4	TRIM, HORIZONTAL, UPPER, SILVER
17A.	34518-5	TRIM, HORIZONTAL, UPPER, BLACK
17B.	34518-6	TRIM, HORIZONTAL, UPPER, GRAY
18.	14832	SCREW, 6-32 X 1/2, WELD
19.	19927	NUT, 6-32, LK, NY, INSERT
20.	36376	INSULATOR, LED BOARD, FRONT SIDE
21.	34920	BOARD, LED CIRCUIT, 203 DUAL CUP
22.	36241	INSULATOR, LED BOARD, BACK SIDE
23.	19152	WASHER, NYLOMATIC N6324
24.	35123	PANEL ASM, LED BOARD MOUNTING
25.	35122	LATCH, SLIDE, PLASTIC
26.	32918	CABLE ASM, RIBBON, CONTROL TO DISPLAY BD
27.	35115	PANEL ASM, CONTROL BOARD 203
28.	32919	CABLE ASM, RIBBON CONTROL TO LED BD
29.	34727	LATCH, SQUEEZE RELEASE
30.	31800	BOARD, MAIN CONTROL W/EPROM, (NEW) (SPECIFY PROGRAM VERSION & CODE NUMBER)
30A.	33910	BOARD, MAIN CONTROL W/EPROM, (REPAIRED) *SPECIFY PROGRAM VERSION & CODE NUMBER)
31.	32296	INSULATOR PLATE, CONTROL BOARD
32.	35125	PLUNGER, SPRING LOADED S CLINCH
33.	37854	OVERLAY, PROTECTIVE, CLEAR LEXAN (OPTIONAL)
34.	33126	SWITCH ASM, KEY, SECURITY
34A.	32307	SWITCH, SECURITY
34B.	32307-1	KEY, SECURITY
35.	17760	SWITCH, DISCOUNT, TOGGLE
36.	14572	SWITCH, MODE, PUSH BUTTON
37.	33127-1	HARNESS ASM, DISCOUNT/MODE SWITCH
38.	32836	LABEL SET, SELECTIONS. (ITEM 38A-38C NOT INCLUDED)
38A.	36065	LABEL SET, SPECIAL BLENDS, 203
38B.	36064	LABELS, START & CANCEL (FOR DUAL & SINGLE CUP)
38C.	36534	SELECTION MENU W/PRICE LABELS, 203 (OPTIONAL KIT NOT SHOWN)
39.	32524	BRACKET, SWITCH, MODE/DISCOUNT/SECURITY
40.	35982	GUARD BRACKET, SHADOW BOX



- |                            |                       |                             |
|----------------------------|-----------------------|-----------------------------|
| L1=INTERCONNECT HARNESS    | L5=                   | L9=BEWER                    |
| L2=CHANNEL LOAD PORT/RS232 | L6=COIN MECH          | L10=THERMOSTAT LOGIC JUMPER |
| L3=MESSAGE LOAD PORT       | L7=WATER LEVEL PROBE  | L11=DISCOUNT SWITCH         |
| L4=RIBBON CABLE TO SCROLL  | L8=CUP PRESENT SWITCH |                             |



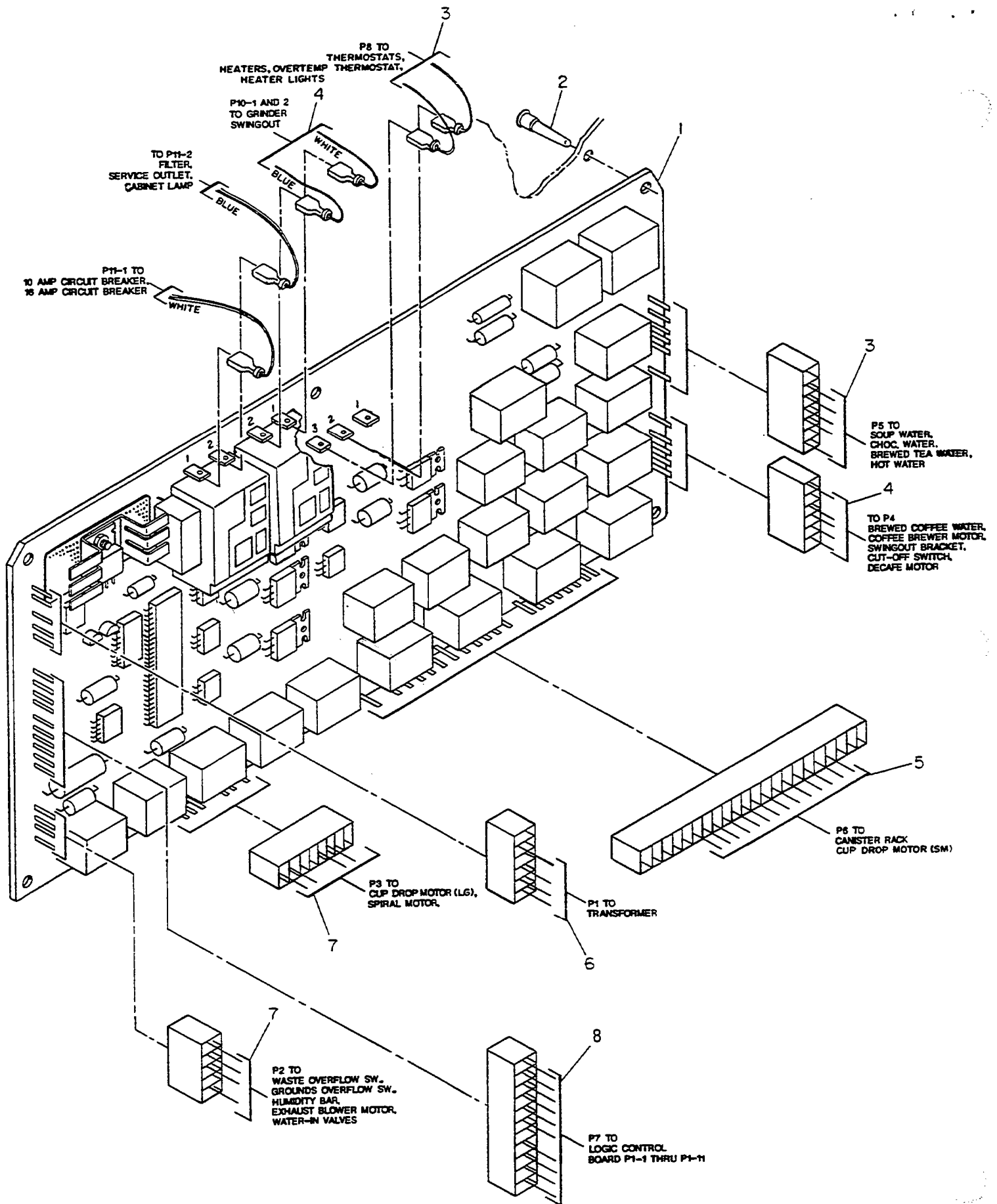
- |                                |                      |                               |
|--------------------------------|----------------------|-------------------------------|
| L12=FLUSH ENABLE (DOOR) SWITCH | L13=CUP SENSOR INPUT | L14=RIBBON CABLE TO LED BOARD |
| L15=VALIDATOR                  | L16=MODE SWITCH      | L17=CYCLE LED                 |

## LOGIC BOARD CONNECTIONS

## LOGIC BOARD

1.	23600001	BOARD, CONTROL, NEW, MARS
1A.	33910	BOARD, CONTROL, USED, MARS
2.	19927	NUT, 6-32 LOCK, NYLON INSERT
3.	19152	WASHER, NYLOMATIC, N6324
4.	32296	PLATE, INSULATION., CONTROL BOARD
5.	32295	PANEL ASM, CONTROL BOARD
6.	33642-V*	CHIP, EPROM, PROGRAM, 27C256 (PART OF ITEM 1)
7.	33643	CHIP, EEROM, MESSAGE, X2404 (PART OF ITEM 1)
7A.	38646	CAP, ROGERS
8.	32919	CABLE ASM, RIBBON, CONTROL BOARD – LED BOARD
9.	32918	CABLE ASM, RIBBON, CONTROL BOARD – DISPLAY BOARD
10.	34750	HARNESS ASM, P1 TO CABINET JUNCTION BOX PLUG 2
11.	36011	HARNESS ASM, BOARD CONNECTIONS P7, P8, P9, P10
12.	35108	HARNESS ASM, P6 TO COIN MECH PLUG
13.	34369	HARNESS ASM, 110 VOLT VALIDATOR, P15
13A.	33887	HARNESS ASM, 24 VOLT VALIDATOR, DATA, P15
14.	35393	HARNESS ASM, KIT-CUP FILLING LED ASM & DECAL (HARNESS CABLE NOT SOLD SEPARATELY)
15.	33127	HARNESS ASM, P11 & P16 TO DISCOUNT/MODE SWITCH
16.	36586	HARNESS ASM, P13 TO CUP SENSOR BD IN GRA BOX (USED STARTING WITH UNIT S/N 55984)
16A.	36101	HARNESS ASM, P13 TO CUP SENSOR BD IN METAL BOX (USED IN DUAL CUP UNITS BELOW S/N 55983)
17.	34474	HARNESS ASM, P12 TO AUTOFLUSH ENABLE SWITCH
NS.	33784	CABLE ASM, CHANNEL LOAD, BRD-BRD
NS.	26800004	JUMPER, ADAPTR NO BREWER 213 FD/FDX (P9 CONNECTOR)
NS.	33643	CHIP, LANGUAGE

\* INDICATES WHICH VERSION PROGRAM CHIP YOUR MACHINE REQUIRES:  
VERSION 'C' OR 'D' FOR 213 UNITS OR VERSION 'B' FOR 203 DUAL CUP UNIT (REPLACES VERSION 'A')  
(DESCRIPTION SHOULD ALSO INCLUDE THE PROGRAM CODE USED TO CONFIGURE YOUR MACHINE, SEE  
YOUR SERVICE/OPERATION MANUAL FOR DETAILS)

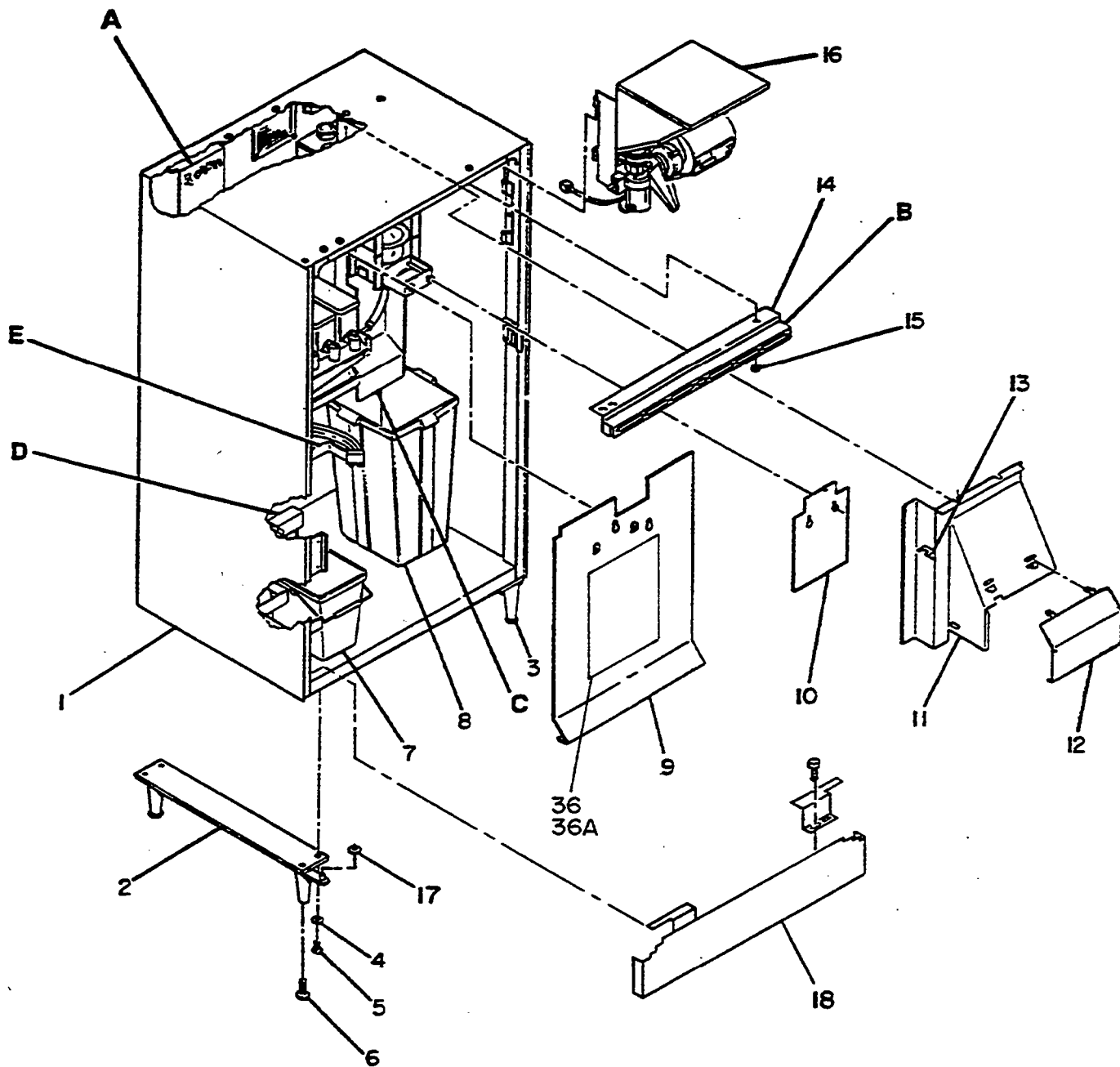


## MOTOR CONTROL BOARD CONNECTIONS

THIS DRAWING IS PROVIDED TO LOCATE THE VARIOUS CONNECTORS ON  
THE MOTOR CONTROL BOARD

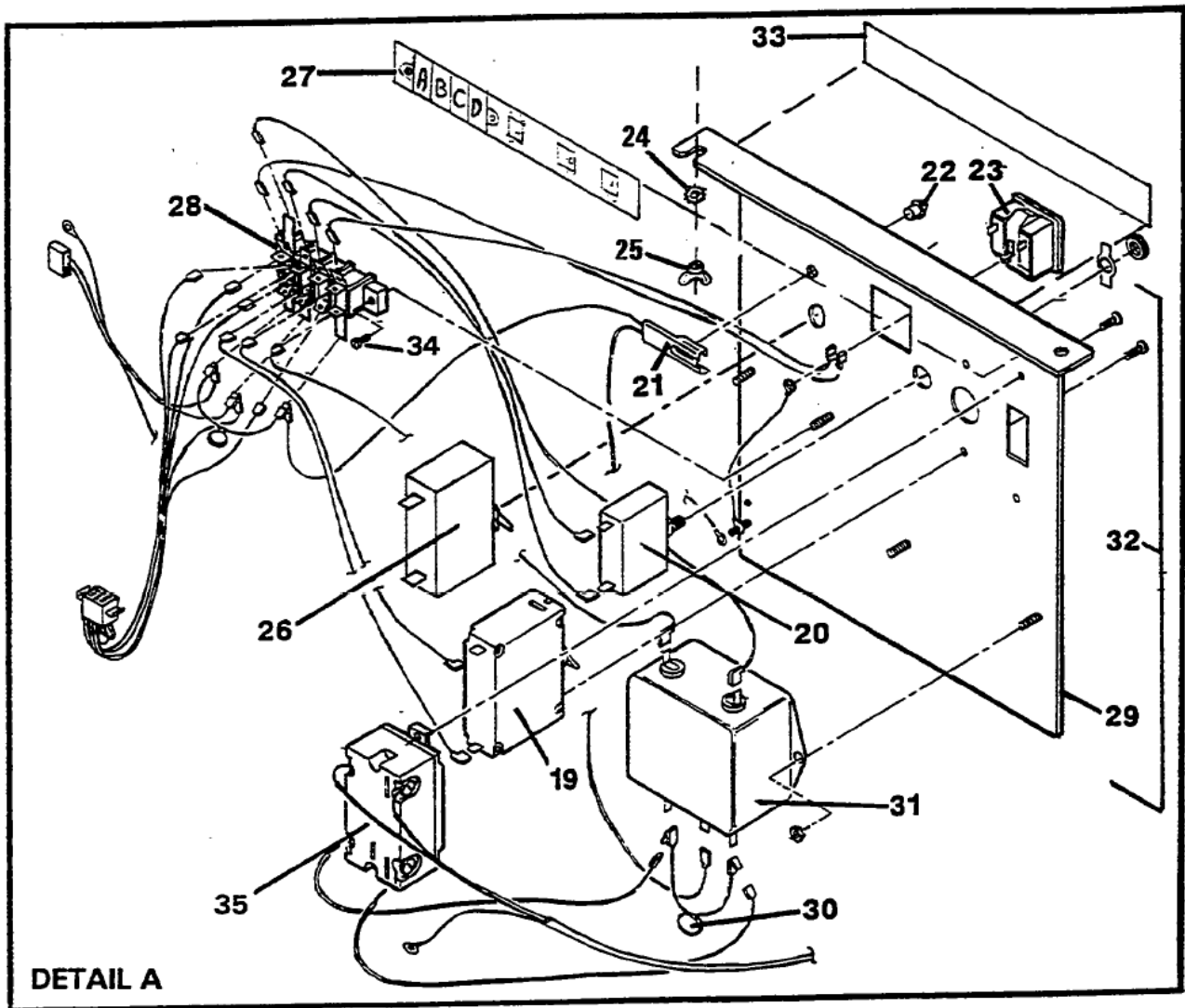
NOTE: *THE MOTOR CONTROL BOARD IS LOCATED ON THE UPPER BACK WALL OF THE  
CABINET, BEHIND THE PRODUCT CANISTERS AND METAL PANEL.*

- |     |         |   |
|-----|---------|---|
| 1.  | 36303   | MOTOR CONTROL BOARD (NEW)                                     |
| 1A. | 36304   | MOTOR CONTROL BOARD (REPAIRED)                                |
| 2.  | 32353   | STANDOFF, PC BOARD, 1/2"                                      |
| 3.  | 34888-1 | HARNESS ASM, MCB, P5 & P8                                     |
| 4.  | 34886   | HARNESS ASM, MCB, P4 & P10                                    |
| 5.  | 35002   | HARNESS ASM, MCB P6   |
| 6.  | 29978   | HARNESS/TRANSFORMER, MCB, P1, HARD WIRED                      |
| 7.  | 34887   | HARNESS ASM, MCB, PD, P3, P7                                  |
| 8.  | 34747   | HARNESS ASM, MCB, P7 TO CABINET JUNCTION BOX PLUG 2           |
| NS. | 35008   | HARNESS ASM, FROM BREWER TO JUMPER AND JUNCTION<br>BOX PLUG 1 |

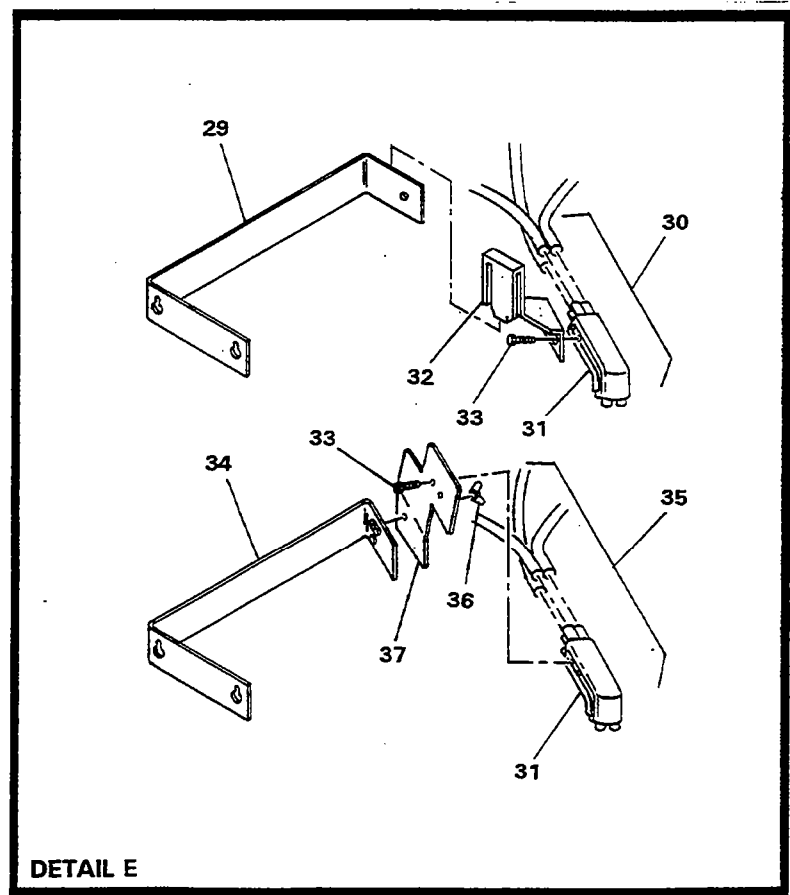
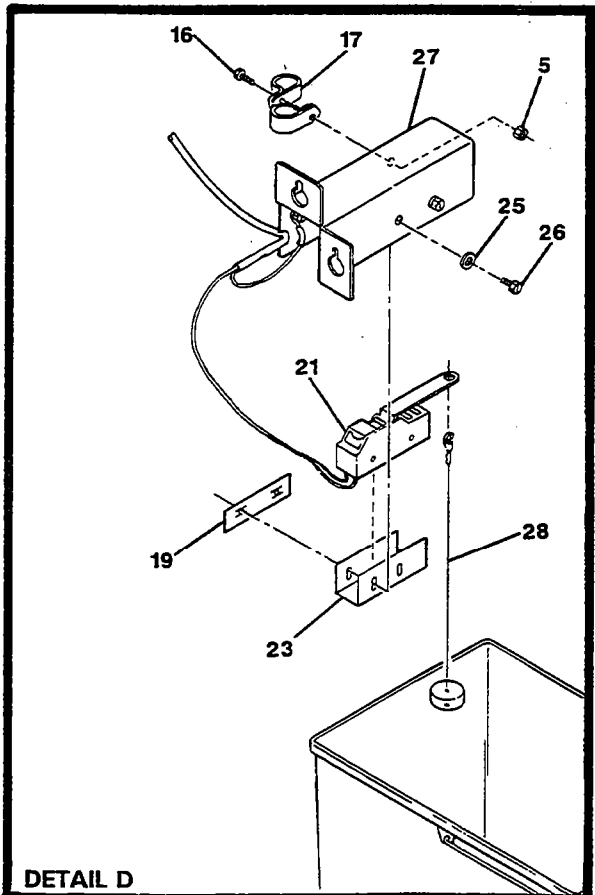
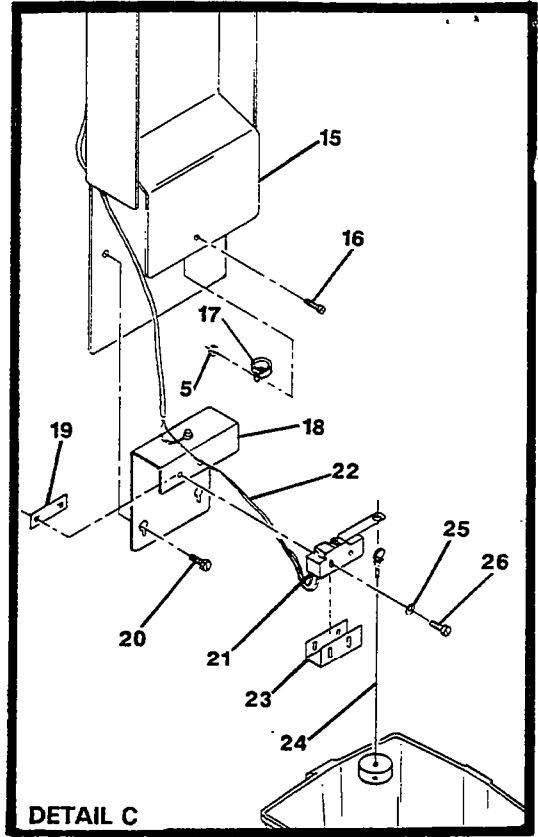
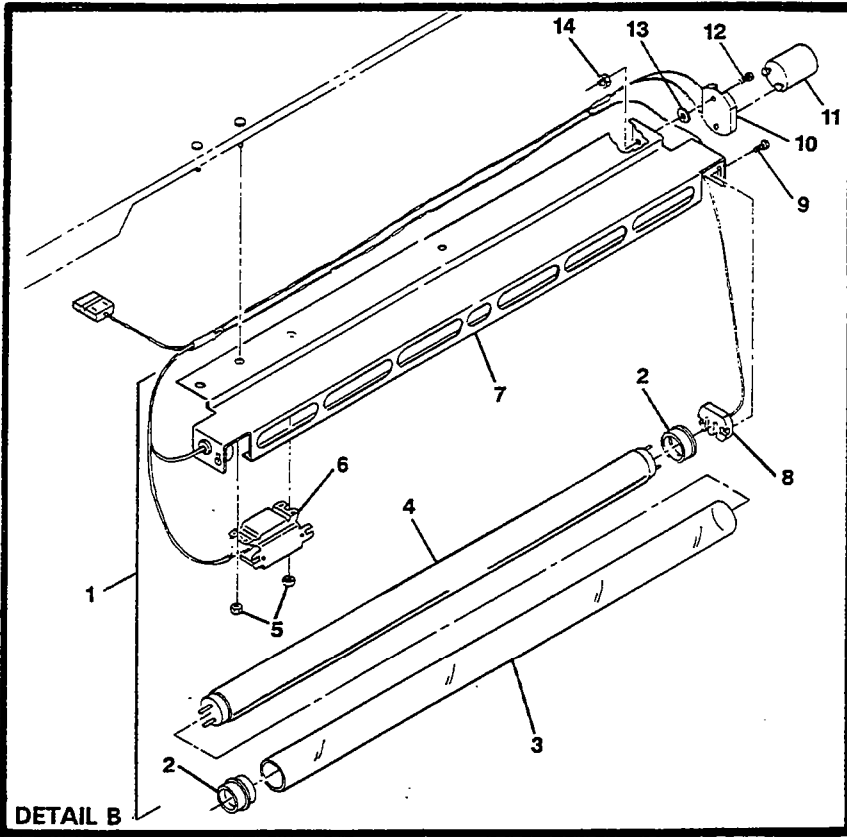


## CABINET AND MISCELLANEOUS ITEMS INSIDE

1.	29628	CABINET, ASSEMBLY, WELDED	21.	27956	LAMP, INDICATOR, RED
2.	29636	LEG ASM, LHD, W/HINGE & HARDWARE (INCL ITEMS 4-6)	22.	27934	LENS, RED
3.	29635	LEG ASM, RHD, W/HARDWARE (INCL ITEMS 4-6)	23.	34167	RECEPTACLE 15A, 115V, U GROUND
4.	05979	WASHER, LOCK, 3/8 SPLIT	24.	FLB01	LOCK WASHER, #10, EX TOOTH
5.	07444	BOLT, LEG, 3/8 -16 X 7/8	25.	36117	SCREW, 10-32 X 1/2, RH, PHL, STL, PLT
6.	300103	BOLT, LEG LEVELER	26.	20156-1	BREAKER, CIRCUIT, 3 AMP
7.	24400232	BUCKET, OVERFLOW, WASTE, BROWN		35162	HARNESS ASM, 3 AMP BREAKER
8.	30684	BUCKET, OVERFLOW, GROUNDS, BROWN	27.	35063	DECAL, SWITHC PANEL
9.	35047	COVER, CANISTER RACK (NO FRESH BREW TEA)	28.	34787	STRIP, TERMINAL 4 POSITION
9A.	35048	COVER, CANISTER RACK (WITH FRESH BREW TEA)	29.	35049	BRACKET, SWITCH
10.	37243	GUARD, SPLASH, BREWER	30.	30462	MOV ASM
11.	30782	COVER ASM, BREWER, FRESH BREW MACHINE	31.	29003	FILTER EMI
11A.	31206	COVER ASM, WATER TANK, FREEZE DRIED MACHINE	32.	35076	BRACKET ASM (INCL BREAKERS & SWITCHES)
12.	35275	EXTENSION, BREWER COVER (MODELS G & DG ONLY)		34890	HARNESS BREAKER & SWITCH PANEL COMPLETE
13.	27853	HANGER, RINSE HOSE		18153	CORD, POWER LINE
14.	33651	LAMP ASM, FLOURESCENT (SEE PAGE 5.02)	33.	35177	DECAL, SERVICE SWITCHES
15.	11749	NUT, 8-32 KEP, EXT LK WA	34.	16335	SCREW, 8-32 X 5/8, PH, SCP
16.		BRACKET ASM (SEE PAGES 6.01 THROUGH 6.09)	35.	29991	SWITCH, DSPT, 30A, STYLE 3002
17.	27813	WASHER, DOOR HINGE	36.	37009	ENVELOPE PACKET, STANDARD
18.	30848	KIT, KICK PLATE ASM, BLACK	36A.	37010	ENVELOPE PACKET, APOLLO
19.	32225	BREAKER, CIRCUIT, 16 AMP		31059	BOX, EXTERNAL FILTER
20.	20156	BREAKER, CIRCUIT, 10 AMP		31334	BAGS, WASTE (CASE)







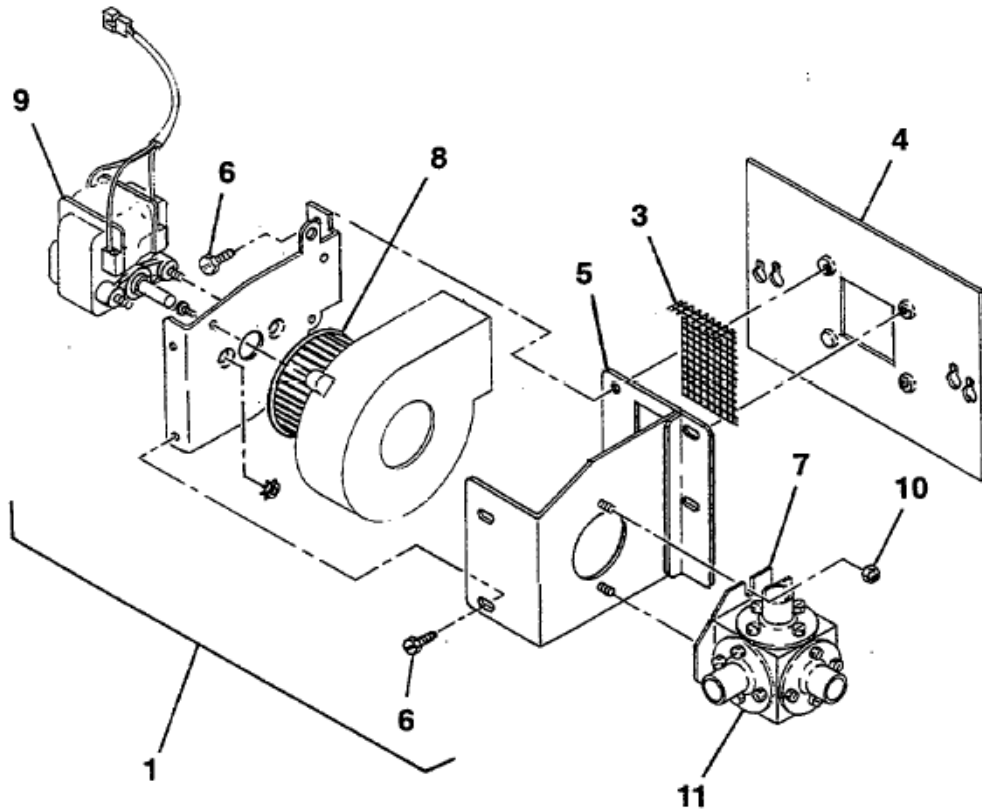
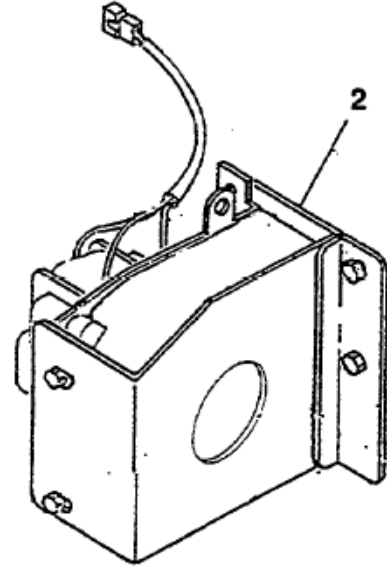
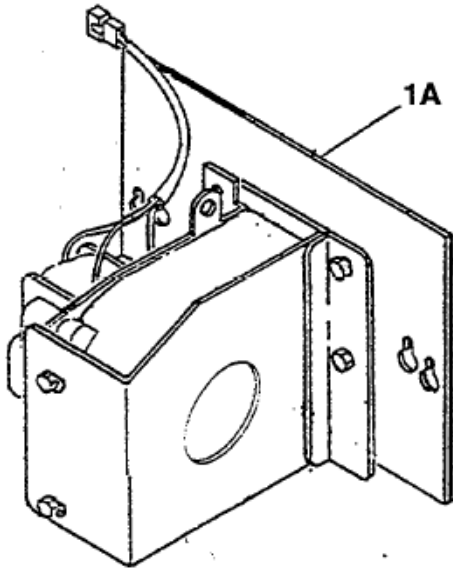
## MISCELLANEOUS ITEMS INSIDE CABINET

1.	33651	LAMP ASM, FLOURESCENT (INCLUDES ITEMS 2-14)
2.	30777	CAP, END, FLOURESCENT LAMP
3.	30772	SHIELD, FLOURESCENT TUBE
4.	19020	LAMP, FLOUREWCENT BULB, F18T8/CW/30
5.	11749	NUT, 8-32 KEP, EXT LK WA, PL
6.	21956	BALLAST, 25W
7.	30636	BRACKET ASM, FLOURESCENT LAMP
8.	00935	SOCKET, FLOURESCENT LAMP
9.	24538	SCREW, 4-36 X 7/16, RH, PL
10.	00944	SOCKET, STARTER
11.	29915	STARTER, FS-25, W/CONDENSER
12.	22730	SCREW, 4-40 X 1/2, RH, SD, M
13.	19510	WASHER, FLAT, .150 OD X 5/16 THK, NYLON
14.	22849	NUT, 4-40 KEP
15.	30856	GUARD ASM, GROUNDS BUCKET
16.	11073	SCREW, 8-32 X 1/2, PH, M, PL
17.	17784	CLAMP, "P", 1" PLASTIC
18.	30835	BRACKET, OVERFLOW SWITCH, GROUNDS BUCKET
19.	01179	NUT, 6-32, TWIN-SPEED
20.	14806	SCREW, 8-32 X 3/8, HH, ZP, F, SD WA
21.	380273	SWITCH, FLOAT
22.	35682	HARNESS ASM, GROUNDS OVERFLOW SWITCH (INCL ITEM 21)
	34965	JUMPER, GROUNDS BUCKET SWITCH (FREEZE DRIED ONLY)
23.	00784	COVER, INSULATION
24.	34106-1	FLOAT ASM. BROWN, W/10" LEAD
25.	03562	WASHER, FLAT #6 PL, SMALL
26.	00050	SCREW, 6-32 X 1, RH, PL
27.	15573	BRACKET, OVERFLOW SWITCH
28.	34106	FLOAT ASM, BROWN, W/7" LEAD
29.	34922	BRACKET, COMMODITY (203 SINGLE CUP MODEL ONLY)
30.	34834	SPOUT ASM, 203 SINGLE CUP (INCLUDES ITEMS 30-33)
31.	33788	SPOUT, COMMODITY, MOLDED
32.	35883	CLIP, SPOUT RETAINER, MOLDED (203 SINGLE CUP MODEL ONLY)
33.	29942	SCREW, 6 X 3/8, HH PHL, PST
34.	36069	BRACKET ASM, COMMODITY SPOUT
35.	36568	COMMODITY SPOUT ASM, (INCL ITEMS 31, 33, 34, 36, 37)
36.	34725	SCREW, WING, 8-32 X 1/2
37.	36068	BRACKET, SPOUT MOUNTING
NS	30973	BRACKET, OVERFLOW BUCKET

## MOTOR ASSEMBLY. EXHAUST BLOWER

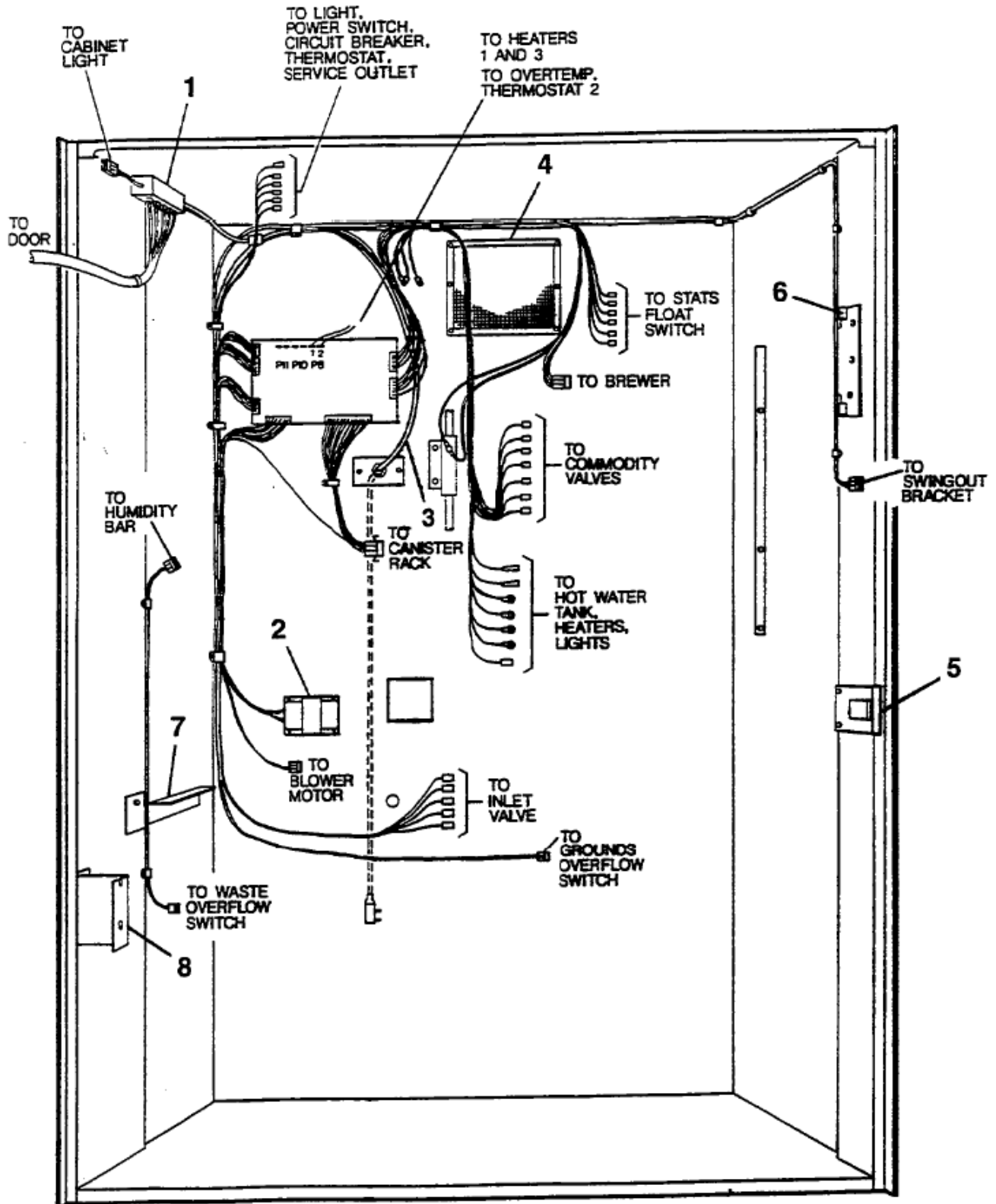
NOTE: HOWARD MOTOR NO LONGER AVAILABLE USE KIT 37785

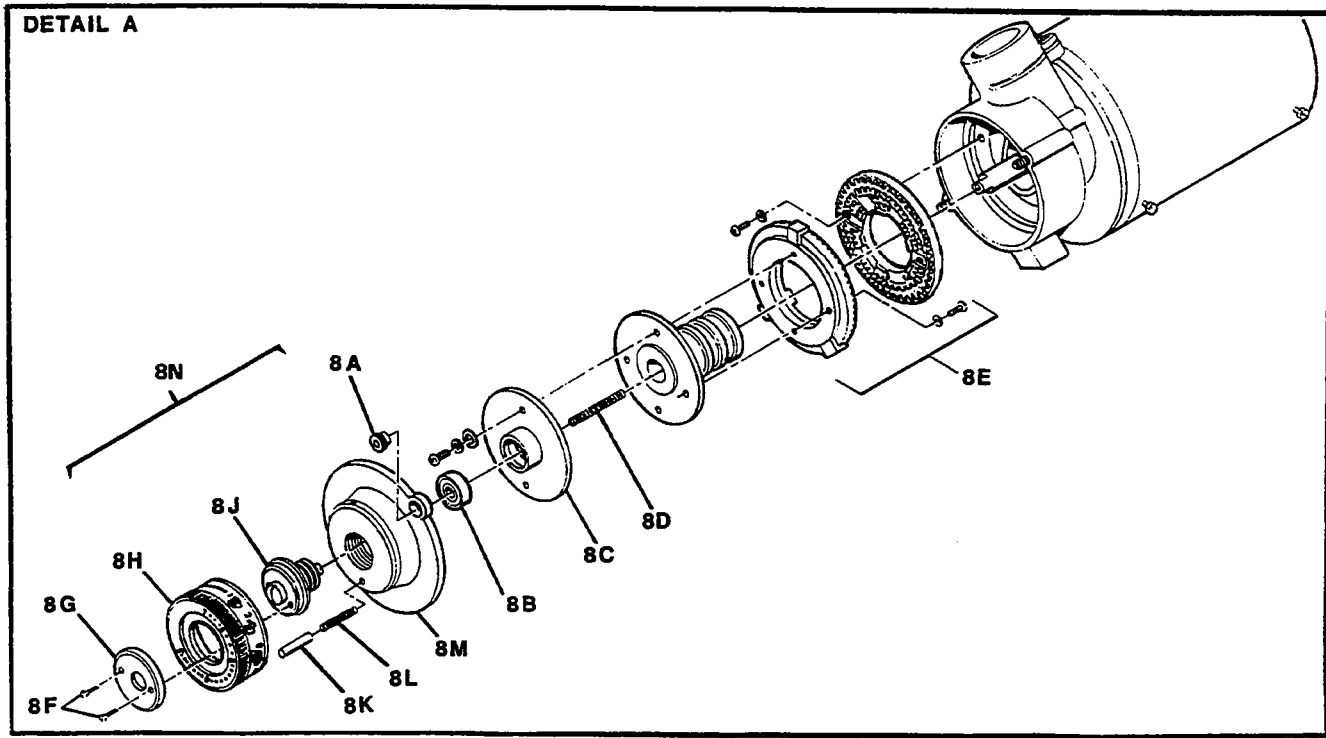
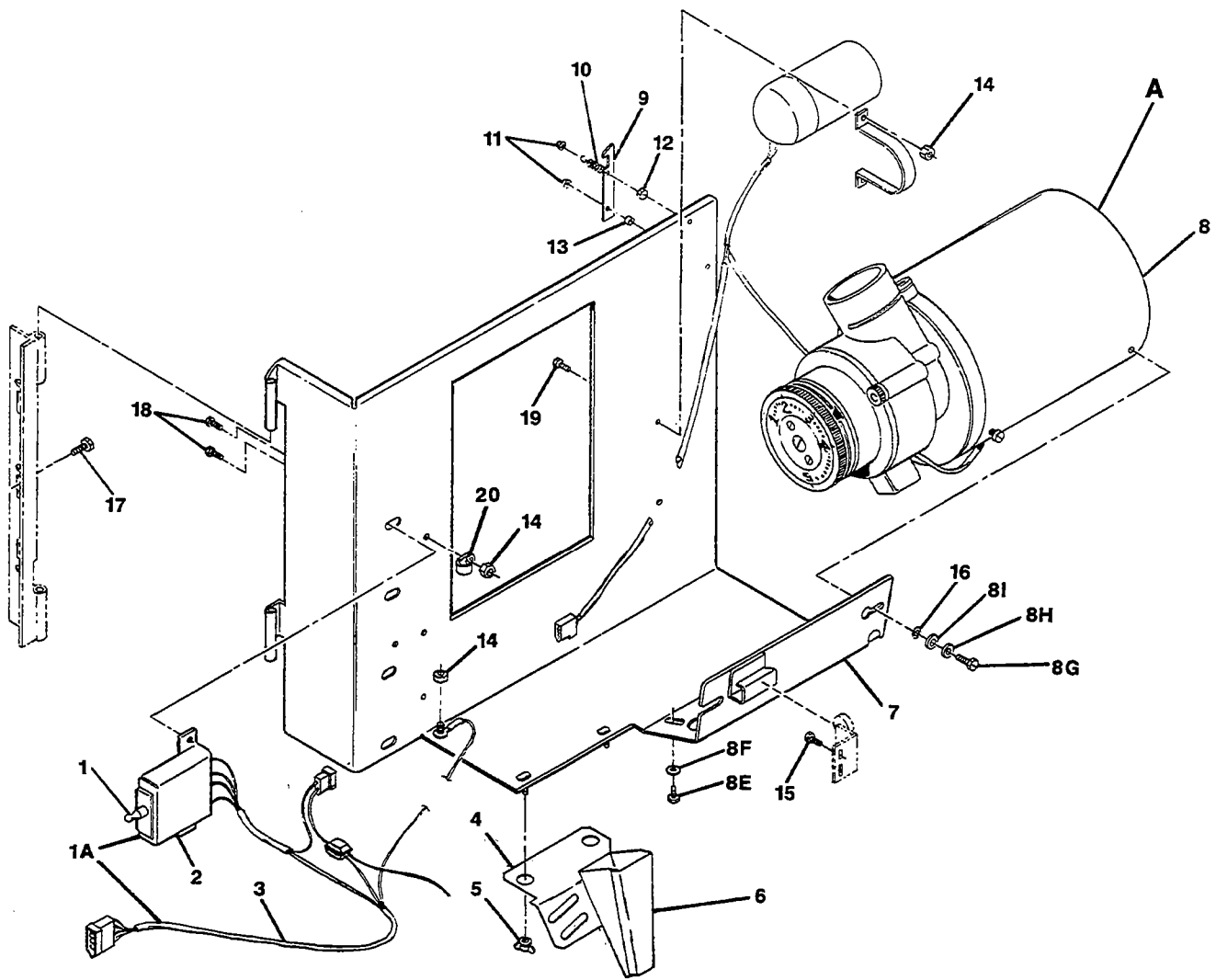
1	37665	MOTOR ASM, BLOWER 3 EXHAUST	7.	33337	BOX, EXHAUST
1A.	35130	MOTOR ASM, BLOWER W/ADAPTOR PLATE	8.	38217-1	WHEEL, BLOWER MOTOR
2.	38217	MOTOR ASM, BLOWER LESS ADAPTOR PLATE	9.	38217-2	MOTOR, BAY BLOWER
3.	20942	SCREEN, BLOWER MOTOR	10.	21042	NUT, 8-32 STOP SCP
4.	21892	BACK PLATE, BLOWER MOTOR	11.	32633	DUCT, BLOWER MOTOR INLET
5.	37717	PLATE, BLOWER MOTOR			
6.	14806	SCREW, 8-32 X 3/8, HH, SCP			



## HARNESSES LOCATIONS AND OTHER PARTS INSIDE

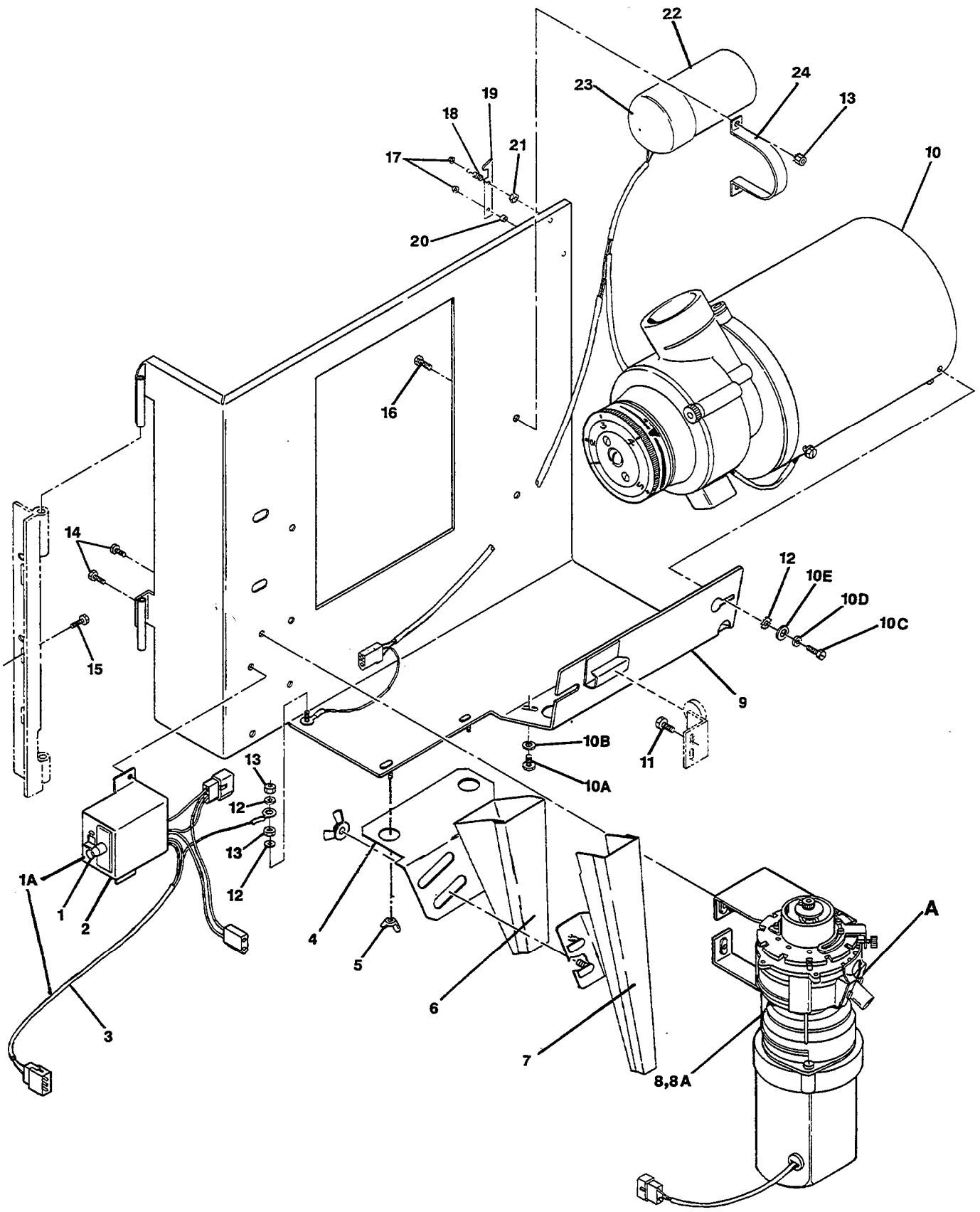
- |    |                                       |    |                                    |
|----|---------------------------------------|----|------------------------------------|
| 1. | 35911 BRACKET BOX., PLUG INTERCONNECT | 5. | 30572 LATCH ASM, DOOR LOCK         |
| 2. | 35161 TRANSFORMER ASM, WIRED          | 6. | 16646 HINGE ASM, SWING OUT BRACKET |
| 3. | 18153-1 POWER CORD, AC, 14/3, 20 AMP  | 7. | 30439 BRACKET, RINS DRAW, LHD      |
| 4. | 14189 SCREEN, EXHAUST CABINET         | 8. | 19177 BRACKET, CUPWELL HANGER      |





**GRINDERS AND SWING- OUT BRACKET ASSEMBLY  
"G" (SINGLE GRINDER UNITS)**

	33121	GRINDER & SWING-OUT ASM, (W/O ITEMS 4 & 6)
1.	33475	SWITCH, GHERRY, E75-30A, CHEAT
1A.	33714	INTERLOCK SWITCH, BOX & HARNESS
2.	32844	BRACKET, SWITCH, GRINDER HARNESS
3.	33132	HARNESS ASM, SWING-OUT, 213/203G
4.	38484	CHUTE ASM, W/O COVER, COFFEE 12 OZ
5.	06888	NUT, 8032 WING, ZINC WA BASE
6.	35096	COVER, COFFEE CHUTE 12 OZ
7.	32611	BRACKET ASM, SWING-OUT, WELDED
8.	32846	MOTOR ASM, GRINDER, WIRED
8A.	31475	NUT, THUMB
8B.	31473	BEARING, THRUST
8C.	31188	COUPLING
8D.	31474	SPRING
8E.	31187	CUTTING PLATES, INNER AND OUTER
8F.	34916-3	SCREW, METRIC, 4 X 11 MM, GRINDER DIAL
8G.	34916-4	PLATE DIAL, HOLDING GRINDER
8H.	34916-1	DIAL, GRINDER
8J.	34916-7	SCREW, ADJUSTING GRINDER
8K.	34916-5	PIN STOPPER, GRINDER DIAL
8L.	34916-6	SPRING STOPPER, GRINDER DIAL
8M.	34916-2	COVER, GRINDER
8N.	34916	DIAL & COVER ASM. (INCL ITEMS 8F – 8M)
9.	16689	LATCH, SWING-OUT BRACKET
10.	14435	SPRING
11.	19927	NUT, 6-32 LOCK, NYLON INSERT
12.	00046	NUT, 6-32 HEX, BRASS
13.	14132	SPACER, NYLON
14.	11749	NUT, 8-32 KEP, EXT LK WA, PL
15.	14806	SCREW, 8-32 X 3/8, HH, SP, F, SD WA
16.	28291	WASHER, LOCK #8, EXTERN STAR
17.	17415	SCREW, ¼-20 X ½, HH, WA, M, PL
18.	14491	SCREW, 8-32 X 3/8, PH
19.	16335	SCREW, 8-32 X 5/8, PH, PL
20.	17589	CLAMP, "P", 5/8-6B, PLASTIC



**GRINDERS AND SWING- OUT BRACKET ASSEMBLY  
“DG” (DUAL GRINDER UNITS)**

- 1. 33475 SWITCH, CHERRY, E75-30A, CHEAT
- 1A. 33715 INTERLOCK SWITCH, BOX & HARNESS (DG)
- 2. 32610 BRACKET, SWITCH, SWING-OUT, DG
- 3. 32832 HARNESS ASM, SWING-OUT, 203DG
- 4. 35181 CHUTE ASM, COFFEE – DG 12 OZ
- 5. 06888 NUT, 8-32 WING, ZINC WA BASE
- 6. 35096 COVER, COFFEE CHUTE 12 OZ
- 7. 35102 COVER, DECAF CHUTE 12 OZ
- 8. 33717 GRINDER ASM, MINI, WIRED, W/BRACKETS (FOR DECAF COF BEANS)
- 8A. 33544 MOTOR ASM, MINI-GRINDER ONLY, WIRED
- 9. 32611 BRACKET ASM, SWING-OUT, WELDED
- 10. 32846 MOTOR ASM, GRINDER WIRED (FOR REGULAR COFFEE BEANS)
- 10A – HARDWARE, (PART OF ITEM 10, NOT SOLD SEPARATELY)
- 10E.
- 11. 14806 SCREW, 8-32 KEP, EXT LK WA, PL
- 12. 28291 WASHER, LOCK #8, EXTRN STAR
- 13. 11749 NUT, 8-32 KEP, EXT LK WA, PL
- 14. 14491 SCREW, 8-32 X 3/8, PH
- 15. 17415 SCREW, ¼-20 X ½, HH, WA, M, PL
- 16. 16335 SCREW, 8-32 X 5/8, PH, PL
- 17. 19927 NUT, 6-32 LOCK, NYLON INSERT
- 18. 14435 SPRING
- 19. 16689 LATCH, SWING-OUT BRACKET
- 20. 14132 SPACER, NYLON
- 21. 00046 NUT, 6-32 HEX, BRASS
- 22. 31125 CAPACITOR, GRINDER
- 23. 31126 CAP, CAPACITOR, GRINDER
- 24. 31127 BRACKET, CAPACITOR, GRINDER

**FOR DETAIL A – SEE PAGE 6.03**

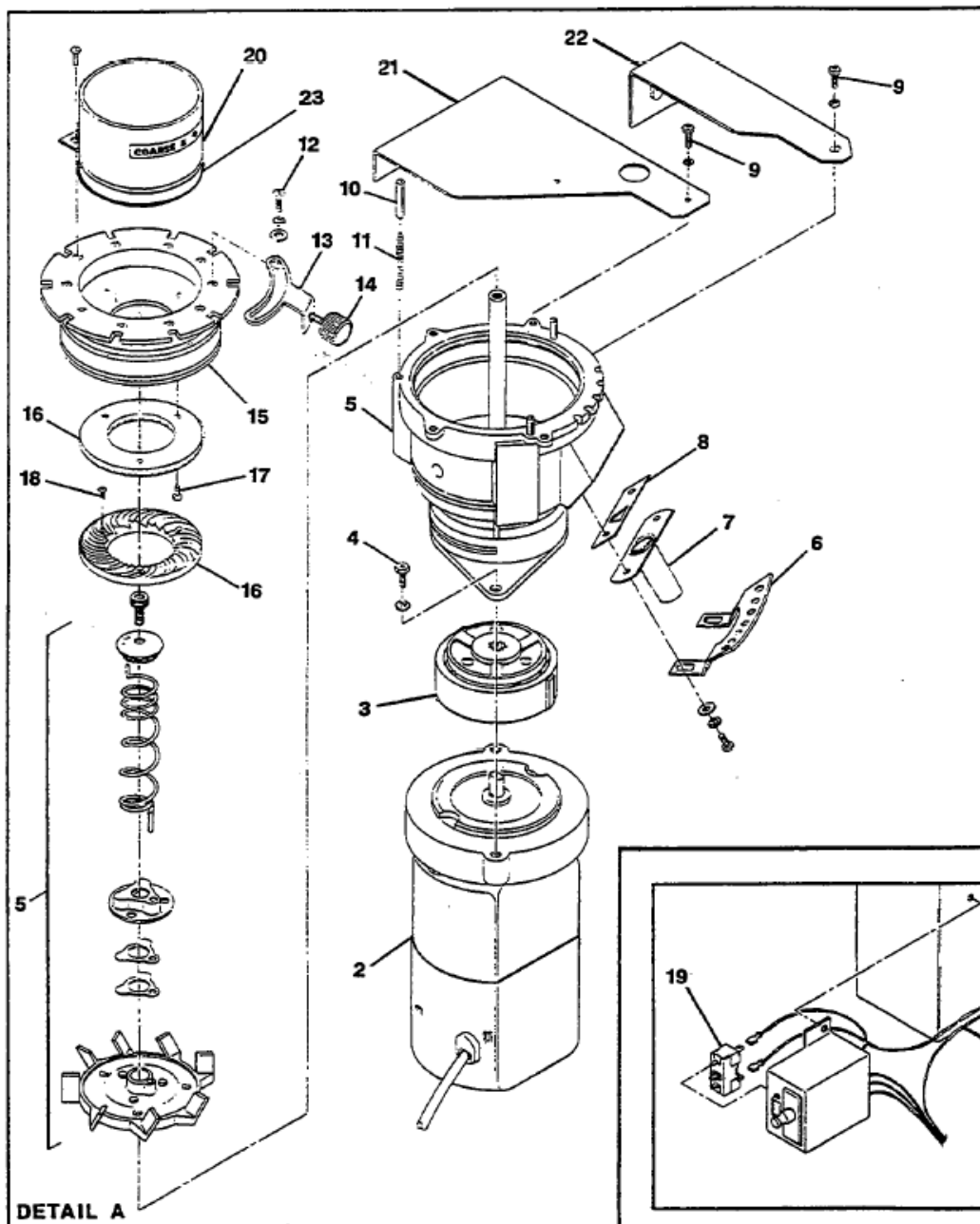


## GRINDER, COFFEE, MINI

ITEM 1 IS THE COMPLETE MINI-GRINDER: ONLY COMPONENTS SHOWN WITH API ITEM NUMBERS ARE STOCKED BY API. OTHERS ARE NOT AVAILABLE AS SEPARATE SPARE PARTS.

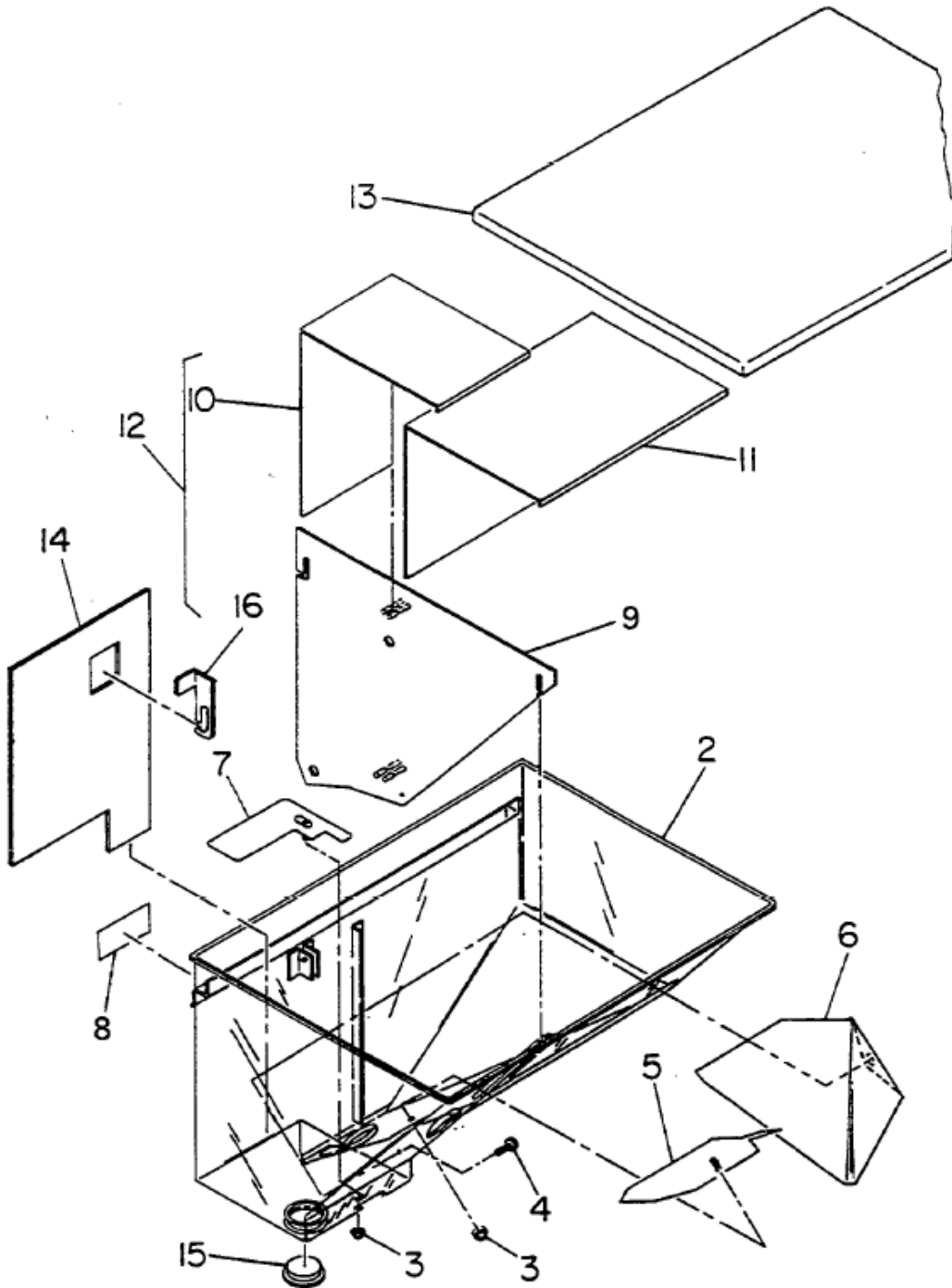
35199	BRACKET ASM, LG, COMPLETE	12.	32183-28	BOLT, LOCKING, MINI GRINDER	
1.	32183	GRINDER, COFFEE, MINI, DG (SEE NOTE BELOW)	13.	32183-27	LOCK DEVICE, MINI GRINDER
2.	32183-35	MOTOR & FLANGE, MINI GRINDER	14.	32183-29	SCREW, LOCKING, MINI GRINDER
3.	32183-5	GEAR, REDUCING, MINI GRINDER	15.	32183-38	RING ASM, CUTTER BASE & SHIELD
4.	32183-3	BOLT, MINI GRINDER	16.	32183-14	CUTTER, MINI GRINDER
5.	32183-39	CASE ASM, CUTTER, MINI GRINDER	17.	32183-16	BOLT, CUTTER, MINI GRINDER
6.	32183-37	PLATE, LOCKING W/7HOLES, MINI GRINDER	18.	32183-15	BOLT, CUTTER, MINI GRINDER
7.	32183-36	NOZZLE & GUIDE, MINI GRINDER	19.	32183-4	BREAKER, CIRCUIT, MINI GRINDER
8.	32183-33	PLATE, NOZZLE, MINI GRINDER	20.	32859	INLET CHUTE ADAPTOR
9.	32183-34	BOLT, METRIC, 5X12, HH, PHIL, MINI GRINDER	21.	32609	BRACKET, MOUNTING, MINI GRINDER, TOP
10.	32183-25	LIFT PIN, MINI GRINDER	22.	32608	BRACKET, MOUNTING, MINI GRINDER, BTM
11.	32183-26	SPRING, LIFT, MINI GRINDER	23.	36649	SEAL, MINI GRINDER

**NOTE: ALL ITEMS EXCEPT ITEMS 4 & 9 ARE PART OF ITEM 1.  
ITEMS 4 & 9 ARE ONLY SOLD INDIVIDUALLY AS SPARE PARTS.**



**CANISTER ASSEMBLIES, COFFEE BEANS: "G & DG"  
FOR UNITS WITH MOLDED PLASTIC BEAN HOPPER**

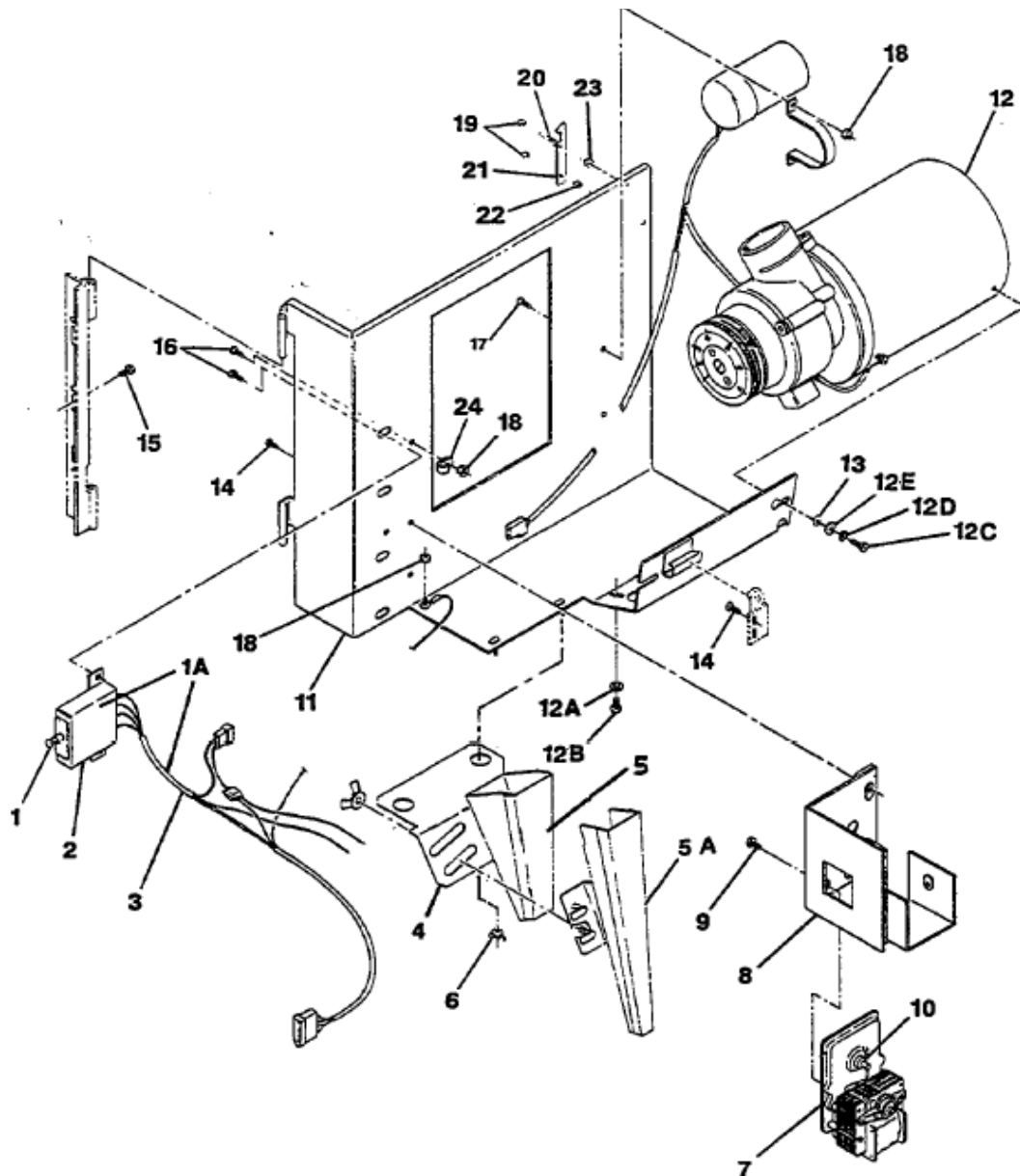
- |     |       |   |     |       |  |
|-----|-------|---|-----|-------|--|
| 1.  | 34215 | CANISTER ASM, COF BEAN, "G" COMPLETE<br>(INCLUDES ITEMS 2-7 & 13)       | 8.  | 34259 | DECAL, HOPPER BEAN   |
| 1A. | 34216 | CANISTER ASM, COF BEAN, "DG" COMPLETE<br>(INCLUDES ITEMS 2-5, 7-9 & 13) | 9.  | 36880 | DIVIDER, PANEL   |
| 2.  | 34101 | CANISTER, COFFEE BEAN, MOLDED   | 10. | 36883 | PANEL, FILLER, DECAF HOPPER  |
| 3.  | 21141 | NUT, 8-32, NYLON LOCK   | 11. | 36882 | PANEL, FILLER, COFFEE HOPPER                                       |
| 4.  | 09479 | SCREW, 8-32 X 3/8, PH, M, SS  | 12. | 36884 | CAPACITY REDUCER ASM (OPTIONAL KIT);<br>INCLUDES ITEMS 9, 10 & 11) |
| 5.  | 34499 | PLATE ASM, SHUTOFF, REGULAR COFFEE                                      | 13. | 34212 | LID, COFFEE BEAN CANISTER  |
| 6.  | 34507 | PLATE ASM, BAFFLE, BEAN CANISTER, G                                     | 14. | 37259 | WINDOW, CLEAR, DISPOSABLE  |
| 7.  | 34498 | PLATE ASM, SHUTOFF, DECAF   | 15. | 36321 | CAP, RED PLASTIC (USED PM "G" UNIT<br>ONLY)                        |
|     |       |   | 16. | 37330 | SUPPORT BRACKET, DISPOSABLE<br>WINDOW                              |



**GRINDER AND SWING OUT BRACKET ASSEMBLY  
GLG / GFD SINGLE GRINDER FOR REGULAR COFFEE**

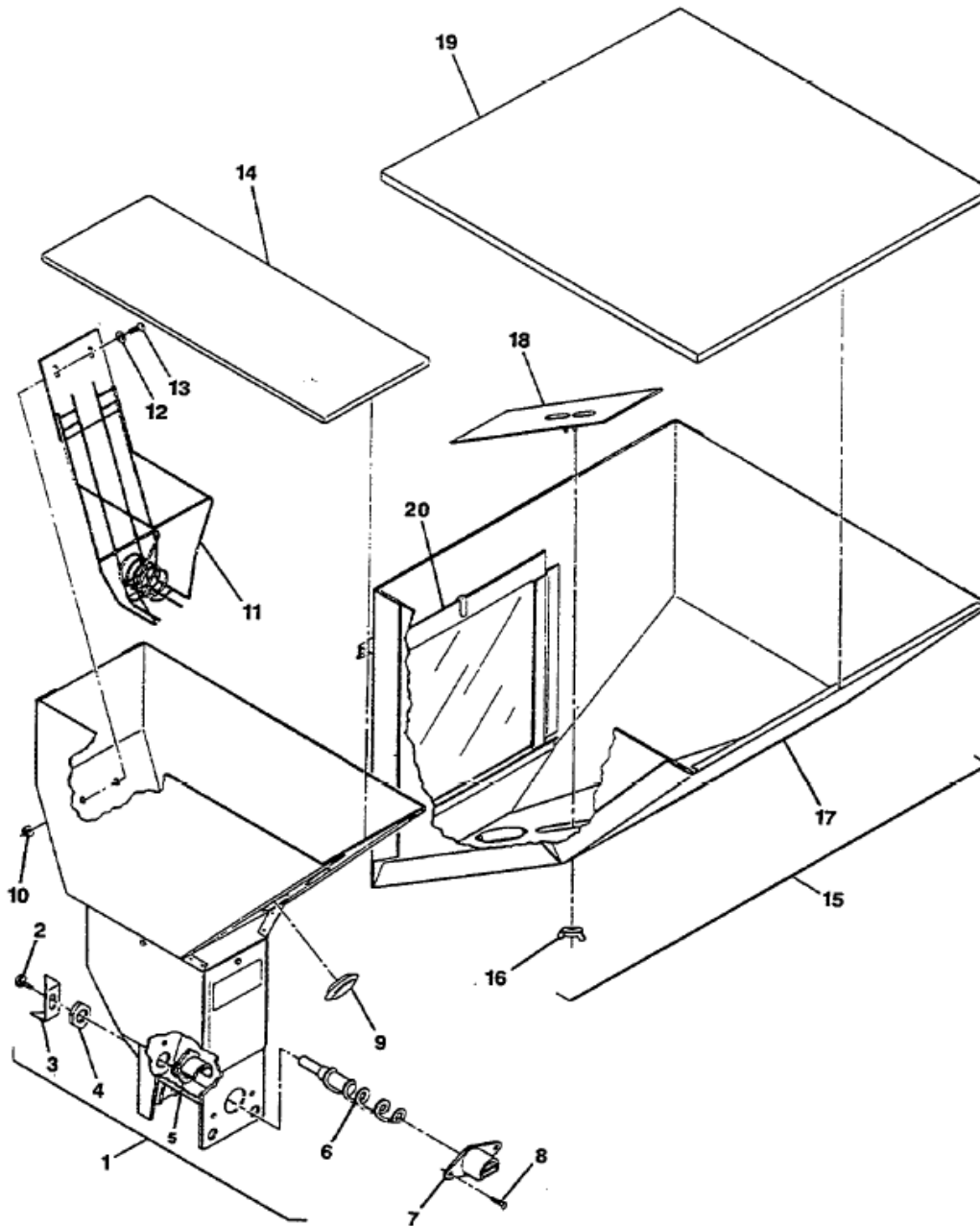
- |       |                              |   |       |                                      |                                     |
|-------|------------------------------|---|-------|--------------------------------------|-------------------------------------|
| 36549 | SWINGOUT ASM, COMPLETE GLG   | 12.   | 32846 | MOTOR ASM, GRINDER, WIRED            |                                     |
| 37180 | SWING OUT ASM, COMPLETED GFD | 12A -                                       |       | HARDWARE, GRINDER (PART OF ITEM 12 - |                                     |
| 1.    | 33475                        | SWITCH, CHERRY, E75-30A, CHEAT              | 12E.  | NOT SOLD SEPERATELY)                 |                                     |
| 1A.   | 33716                        | INTERLOCK SWITCH, BOX & HARNESS (GLG)       | 13.   | 28291                                | WASHER, LOCK #8, EXTRN STAR         |
| 2.    | 32844                        | BRACKET, SWITCH, GRINDER HARNESS            | 14.   | 14806                                | SCREW, 8-32 X 3/8, HH, ZP, F, SD,WA |
| 3.    | 32847                        | HARNESS ASM, SWING-OUT, 203 GLG             | 15.   | 17415                                | SCREW, 1/4-20 X 1/2, HH, WA, M, PL  |
| 4.    | 35181                        | CHUTE ASM, COF & DECAF, W/O COVERS          | 16.   | 14491                                | SCREW, 8-32 X 3/8, PH               |
| 4A.   | 37181                        | CHUTE ASM, COF & FD DECAF, W/O COVERS       | 17.   | 16335                                | SCREW, 8-32 X 5/8, PH, PL           |
| 5.    | 35096                        | COVER, COFFEE CHUTE                         | 18.   | 11749                                | NUT, 8-32 KEP, EXT LK WA, PL        |
| 5A.   | 35102                        | COVER, DECAF COFFEE CHUTE                   | 19.   | 19927                                | NUT, 6-32 LOCK, NYLON INSERT        |
| 6.    | 06888                        | NUT, 8-32 WING, ZINC WA BASE                | 20.   | 14435                                | SPRING                              |
| 7.    | 28960                        | MOTOR ASM, AUGER, 170 RPM, DECAF            | 21.   | 16689                                | LATCH, SWING-OUT BRACKET            |
| 8.    | 33369                        | BRACKET ASM, DECAF MOTOR, GLG               | 22.   | 14132                                | SPACER, NYLON                       |
| 9.    | 14487                        | SCREW, 8032 X 1/4, PH (PART OF ITEM 7)      | 23.   | 00046                                | NUT, 6-32 HEX, BRASS                |
| 10.   | 15628                        | PIN, ROLL, 1/8 X 1 1/2, SS (PART OF ITEM 7) | 24.   | 17589                                | CLAMP, "P", 5/8-6B, PLASTIC         |
| 11.   | 32611                        | BRACKET ASM, SWING-OUT, WELDED              |       |                                      |                                     |

NOTE: FOR BREAKDOWN OF INTERNAL PARTS FOR ITEM 12 SOLD BY API, SEE MANUAL PAGE 6.01



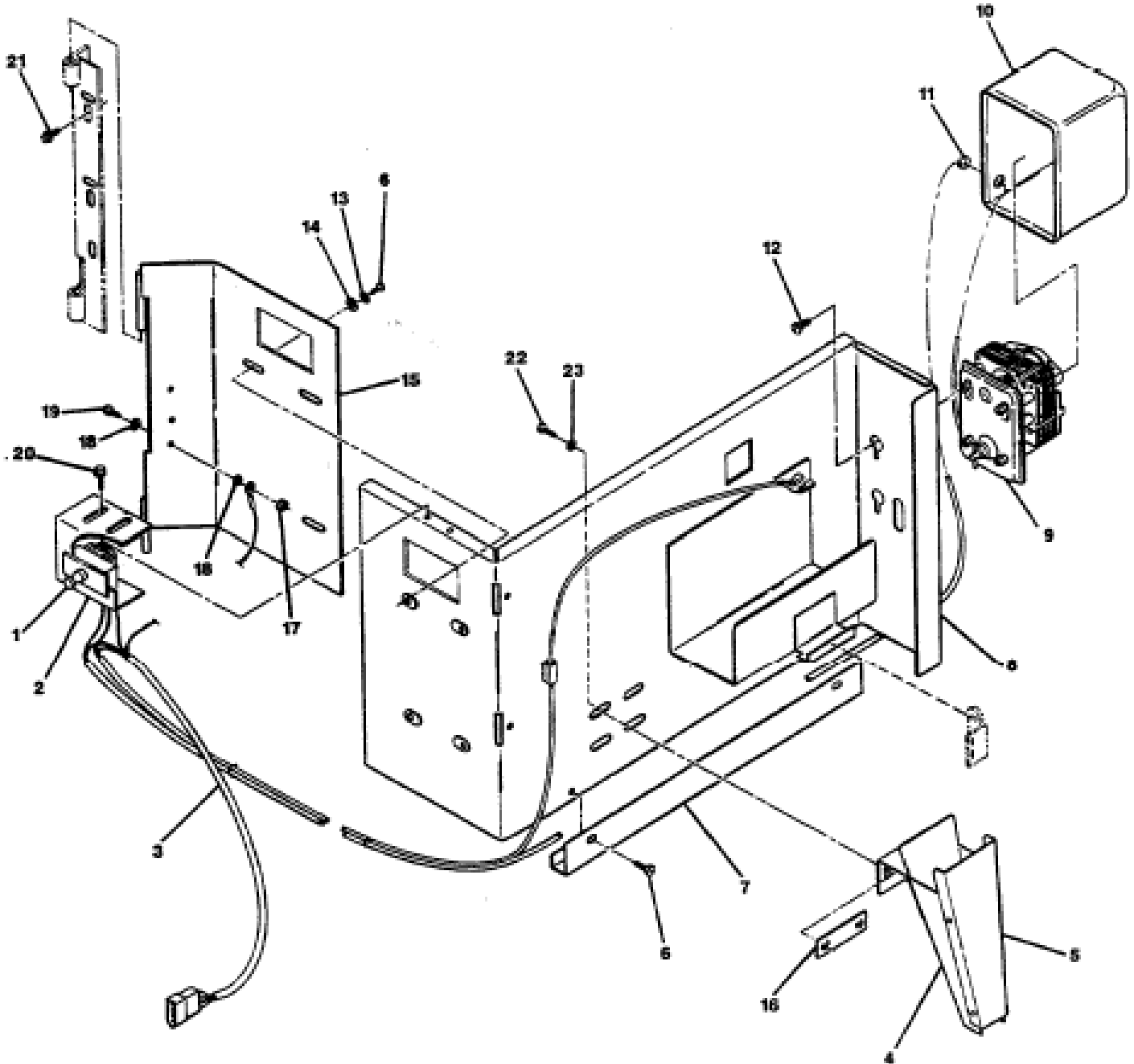
**CANISTER ASSEMBLIES: GLG  
FOR REGULAR COFFEE BEANS AND  
DECAFFEINATED FRESH BREW GROUND COFFEE**

- |     |       |   |     |       |  |
|-----|-------|---|-----|-------|--|
| 1.  | 33338 | CANISTER ASM, DECAF W/LID, GLG (INCL ITEMS 2-14) CANISTER & EXTENSION SOLD ONLY AS PART OF ITEM 1 | 11. | 28921 | AGITATOR, DECAF CANISTER                       |
| 2.  | 25970 | SCREW, AUGER DRIVE  | 12. | 00826 | WASHER, FLAT #6, PL                            |
| 3.  | 25969 | DRIVER, AUGER   | 13. | 22194 | SCREW, 6-32 X 5/16, TH, SD                     |
| 4.  | 14190 | NUT, 5/8-11, PAL  | 14. | 32767 | LID, CANISTER, DECAF                           |
| 5.  | 28864 | BEARING, REAR, DECAF  | 15. | 33387 | CANISTER ASM, COF BEAN, GLG (INCL ITEMS 16-20) |
| 6.  | 28912 | AUGER & SHAFT ASM, DECAF  | 16. | 06888 | NUT, 8-32 WING, ZINC WA BASE                   |
| 7.  | 28863 | SPOUT, DECAF CANISTER   | 17. | 33386 | CANISTER ASM, COF BEAN, WELDED                 |
| 8.  | 21492 | SCREW, 6-32 X 3/8, FH, TP, PL   | 18. | 30799 | GATE ASM, COF BEAN HOPPER                      |
| 9.  | 17627 | PLUG, HOLE, POLY  | 19. | 33194 | LID, COF BEAN HOPPER, GLG                      |
| 10. | 19927 | NUT, 6-32 LOCK, NY INSERT   | 20. | 32214 | WINDOW, COF BEAN HOPPER                        |



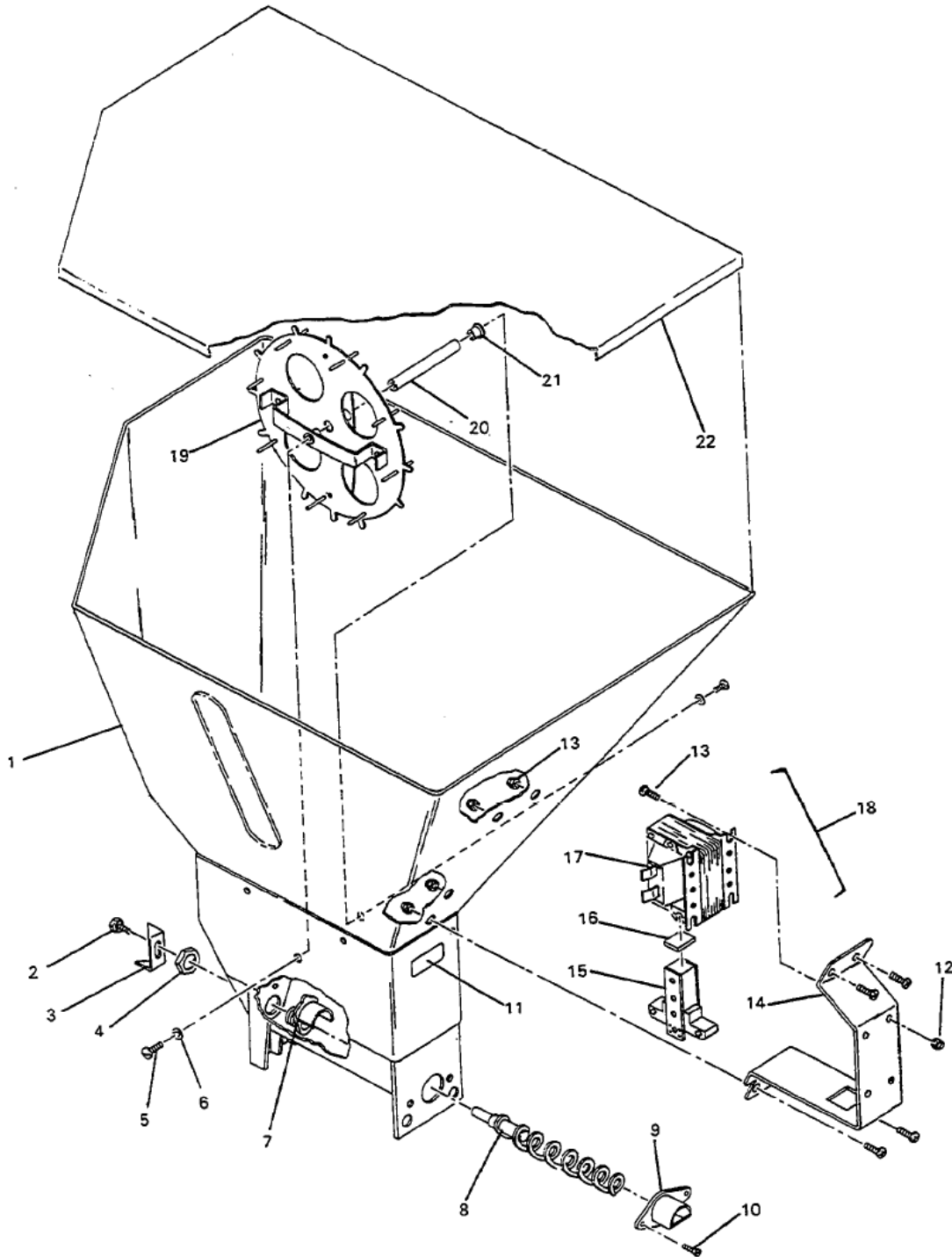
## BRACKET ASSEMBLY, SWING-OUT "LG" (SINGLE COFFEE HOPPER UNITS)

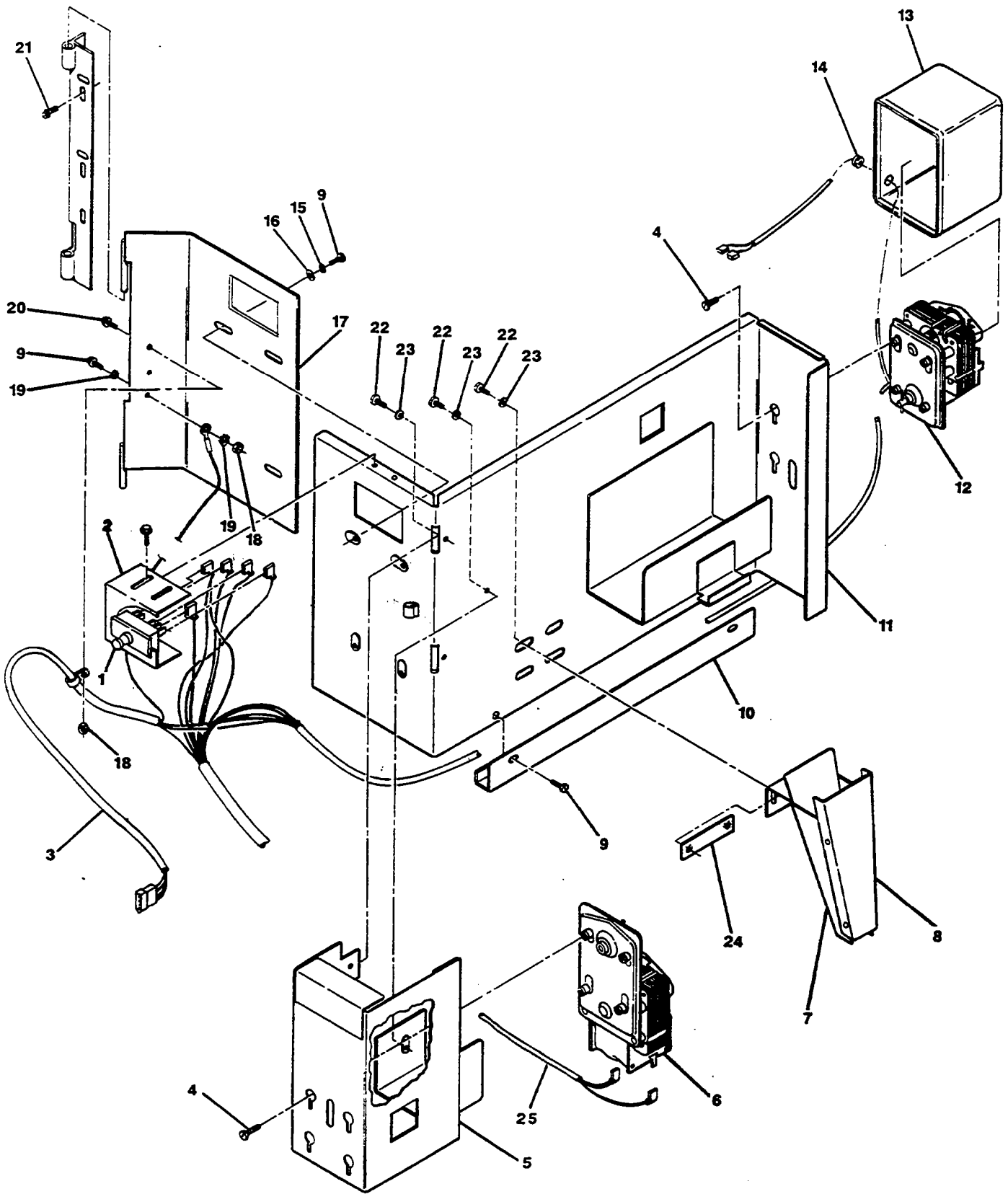
- |       |                                    |   |       |                     |   |
|-------|------------------------------------|---|-------|---------------------|---|
| 35199 | BRACKET ASM, "LG", 12 OZ, COMPLETE | 12.                                       | 14487 | SCREW, 8-32 X ¼, PH |   |
| 1.    | 33475                              | SWITCH, CHERRY E75-30A, CHEAT             | 13.   | 00167               | WASHER, LOCK #8, SPLIT, PL              |
| 2.    | 35395                              | BRACKET, SWITCH, COFFEE HOPPER            | 14.   | 28468               | WASHER, FLAT, #12                       |
| 3.    | 34004                              | HARNESS ASM, SWING-OUT, 203LG             | 15.   | 30918               | PLATE ASM, HINGE, COFFEE HOPPER BRACKET |
| 4.    | 35201                              | CHUTE ASM, COFFEE, WELDED                 | 16.   | 01179               | NUT, 6-32 WELD, TP1116                  |
| 5.    | 33934                              | COVER, COFFEE CHUTE                       | 17.   | 11749               | NUT, 8-32 KEP, EXT LK WA, PL            |
| 6.    | 11073                              | SCREW, 8-32 X ½, PH, M, PL                | 18.   | 28291               | WASHER, LOCK #8, EXTRN STAR             |
| 7.    | 18360                              | GUIDE, CABLE                              | 19.   | 11073               | SCREW, 8-32 X ½, PH, PL                 |
| 8.    | 24558                              | BRACKET ASM, COFFEE HOPPER, WELDED (ONLY) | 20.   | 25795               | SCREW, 8-32 X 5/16, PH, PL              |
| 9.    | 22737                              | MOTOR ASM, COFFEE AUGER, 180 RPM          | 21.   | 17415               | SCREW, ¼-20 X ½, HH, WA, M PL           |
| 10.   | 14426                              | COVER, MOTOR                              | 22.   | 12503               | SCREW, 6-32 X 3/8, PH, PL               |
| 11.   | 03593                              | GROMMET, 3/8 X 15/32                      | 23.   | 00826               | WASHER, FLAT #6, PL                     |



## CANISTER ASSEMBLY, COFFEE LG

- |     |       |  |     |          |   |
|-----|-------|--|-----|----------|---|
| 1.  | 34277 | CANISTER ASM, COFFEE, COMPLETE (INC ITEMS 1A-23)   | 11. | 15556-6  | DECAL, CANISTER, COFFEE                 |
| 1A. | 34572 | CANISTER ASM COFFEE, BASIC (PLASTIC CANISTER WITH ATTACHED VACUUM FORMED EXTENSION ONLY) | 12. | 14491    | SCREW, 8-32 X 3/8, PH                   |
| 1B. | 23966 | CANISTER, COFFEE 9BOTTOM PLASTIC CANISTER ONLY)  | 13. | 21042    | NUT, 8-32 STOP, PL                      |
| 2.  | 25970 | SCREW, AUGER DRIVE   | 14. | 27935    | BRACKET, SOLENOID                       |
| 3.  | 25969 | DRIVER, AUGER  | 15. |          | PLUNGER (SOLD ONLY AS PART OF ITEM 18)  |
| 4.  | 14190 | NUT, 5/8-11, PAL   | 16. | 27940    | PAD, SHOCK, SOLENOID                    |
| 5.  | 12503 | SCREW, 6-32 X 3/8, PH, PL  | 17. |          | SOLENOID (SOLD ONLY AS PART OF ITEM 18) |
| 6.  | 00826 | WASHER, FLAT #6, PL  | 18. | 28375    | SOLENOID ASM. (INCLUDES ITEMS 15-17)    |
| 7.  | 14012 | BEARING, REAR  | 19. | 21036    | WHELL ASM, COMMODITY, COFFEE            |
| 8.  | 14023 | AUGER & SHAFT AS,M   | 20. | 14017    | AXLE, WHEEL                             |
| 9.  | 14011 | SPOUT, CANISTER (NO LOUVERS)   | 21. | 16058-11 | NYLINER, 4L4FK (PART OF ITEM 19)        |
| 10. | 21492 | SCREW, 6-32 X 3/8, FH, TP, PL  | 22. | 33969    | LID, COFFEE CANISTER                    |
|     |       |  | NS. | 28143    | SPRING, AGITATOR, COFFEE                |

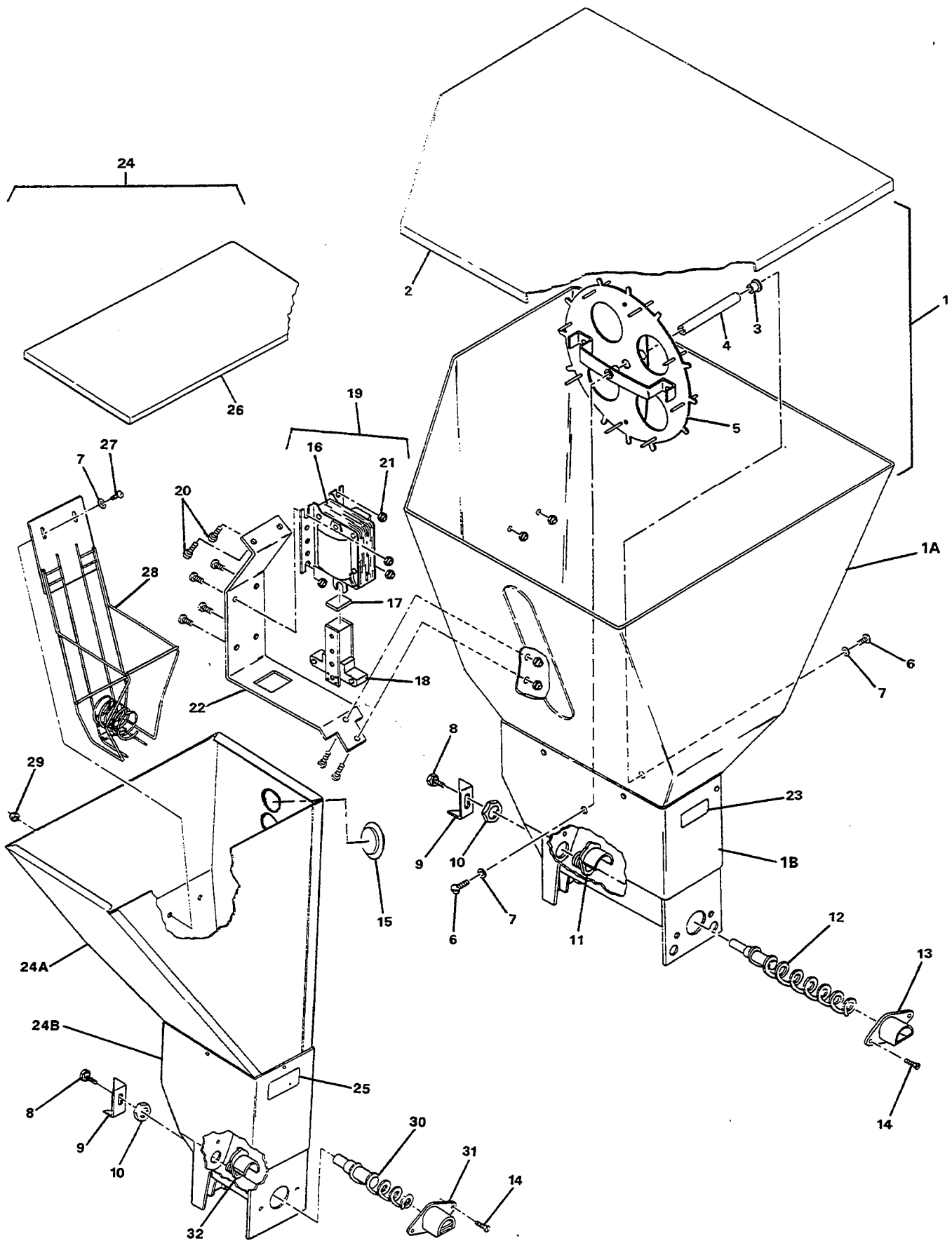




**BRACKET ASSEMBLY, SWING-OUT DH  
DUAL COFFEE HOPPER UNITS**

	35200	BRACKET, ASM, DUAL HOPPER, COMPLETE
1.	33475	SWITCH, M CHERRY, E75-30A, CHEAT
2.	30919	BRACKET, SWITCH, COFFEE HOPPER
3.	34004	HARNESS ASM, SWING-OUT
4.	14487	SCREW, 8-32 X 1/4, PH
5.	29100	BRACKET ASM, DECAF COFFEE HOPPER
6.	28960	MOTOR ASM, DECAF COFFEE AUGER, 170 RPM
7.	35201	CHUTE ASM, COFFEE, WELDED
8.	35644	COVER, COFFEE CHUTE
9.	11073	SCREW, 8-32 X 1/2, PH, M, PL
10.	18360	GUIDE, CABLE
11.	24558	BRACKET ASM, COFFEE HOPPER, WELDED (ONLY)
12.	22737	MOTOR ASM, REGULAR COFFEE AUGER, 180 RPM
13.	14426	COVER, MOTOR
14.	03593	GROMMET, 3/8 X 15/32
15.	00167	WASHER, LOCK #8, SPLIT, PL
16.	28468	WASHER, FLAT, #12
17.	30918	PLATE ASM, HINGE, COFFEE HOPPER BRACKET
18.	11749	NUT, 8-32 KEP, EXT LK WA, PL
19.	28291	WASHER, LOCK #8, EXTRN STAR
20.	25795	SCREW, 8-32 X 5/16, PH, PL
21.	17415	SCREW, 1/4-20 X 1/2, HH, WA, M, PL222
22.	12503	SCREW, 6-32 X 3/8, PH, PL
23.	00826	WASHER, FLAT #6, PL
24.	01179	HARNESS, JUMPER, DECAF MOTOR
25.	34005	NUT, 6-32 TWIN SPEED



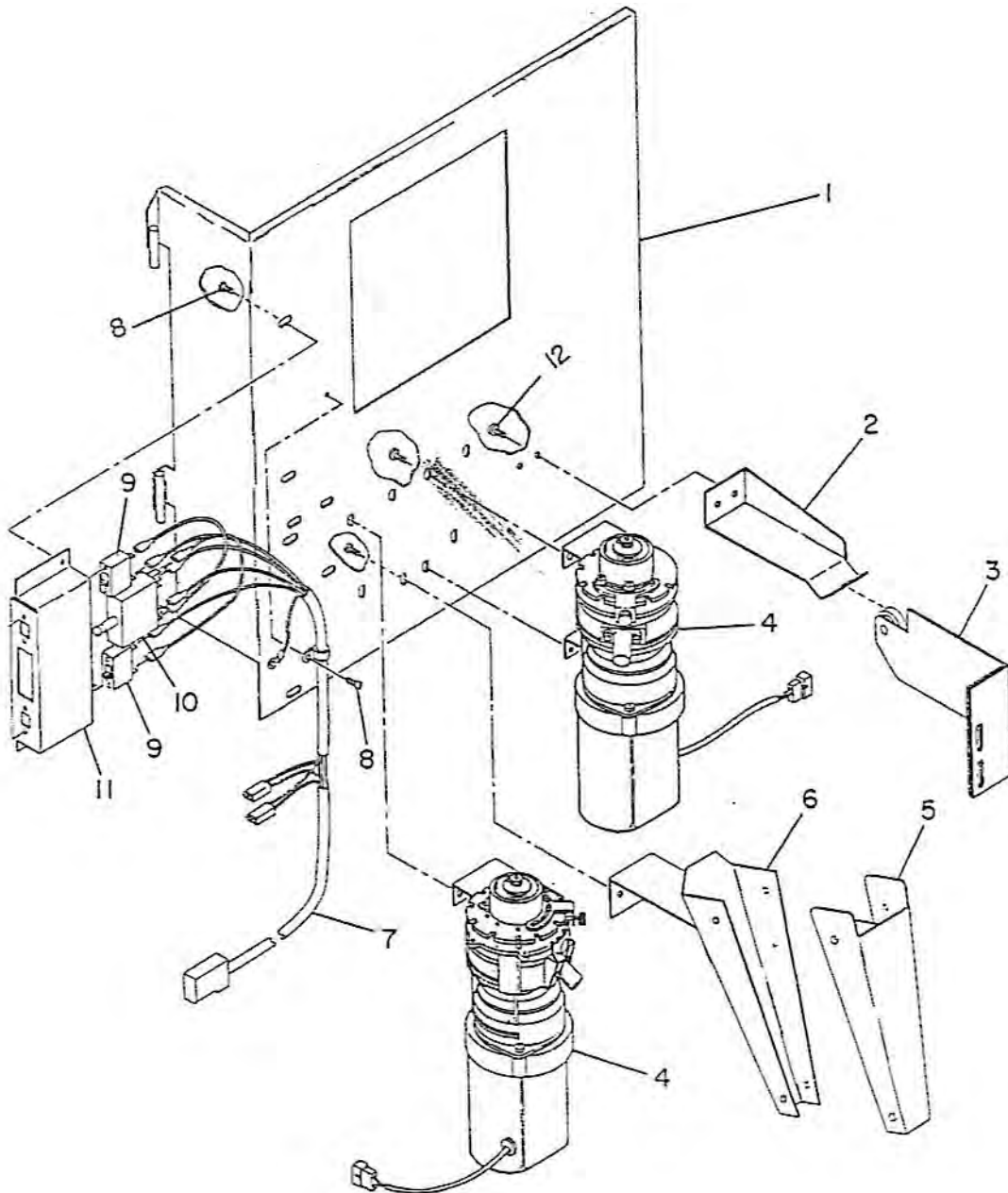


**CANISTER ASSEMBLIES:  
REGULAR & DECAFFEINATED COFFEE DH  
DUAL HOPPER MACHINES**

1.	29409	CANISTER ASM, REGULAR COF, COMPLETE 11lb CAPACITY (IINCL 1A-23)
1A.	31477	CANISTER ASM, REGULAR COFFEE, BASIC (PLASTIC CANISTER WITH ATTACHED PLASTIC HOPPER ONLY)
1B.	23966	CANISTER ASM, REGULAR COFFEE (BOTTOM PLASTIC CANISTER ONLY)
2.	29403	LID, CANISTER, REGULAR COFFEE, DH
3.	16058-11	NYLINER, L4FK
4.	14017	AXLE, WHEEL
5.	21036	WHEEL ASM, COMMODITY, COFFEE (INCLUDES ITEM 3)
6.	12503	SCREW, 6-32 X 3/8, PH, PL
7.	00826	WASHER, FLAT #6, PL
8.	25970	SCREW, AUGER DRIVE
9.	25969	DRIVER, AUGER
10.	14190	NUT, 5/8-11, PAL
11.	14012	BEARING, REAR
12.	14023	AUGER & SHAFT ASM
13.	14011	SPOUT, CANISTER (NO LOUVERS)
14.	21492	SCREW, 6-32 X 3/8, FH, TP, PL
15.	17627	PLUG, HOLE, POLY
16.		SOLENOID (PART OF ITEM 19--NOT SOLD SEPARATELY)
17.	27940	PAD, SHOCK, SOLENOID
18.		PLUNGER (PART OF ITEM 19--NOT SOLD SEPARATELY)
19.	28375	SOLENOID & PLUNGER ASM (INCLUDES ITEMS 16-18)
20.	14491	SCREW, 8-32 X 3/8, PH
21.	21042	NUT, 8-32, STOP, PL
22.	27935	BRACKET, SOLENOID
23.	28949	DECAL, CANISTER, NON-DECAF FRESH BREW COFFEE
24.	29410	CANISTER ASM, DECAF COFFEE, DH, COMPLETE, 4.5 LB CAPACITY (INCLUDES ITEMS 7-10, 14-15, 24A-32)
24A.	31478	CANISTER ASM, DECAFFEINATED COFFEE, BASIC (PLASTIC CANISTER WITH ATTACHED STAINLESS STEEL HOPPER ONLY)
24B.	33619-1	CANISTER, DECAFFEINATED COFFEE (BOTTOM PLASTIC CANISTER ONLY)
25.	28948	DECAL, CANISTE, DECAF FRESH BREW COFFEE
26.	29408	LID, CANISTER, DECAFFEINATED COFFEE, DH
27.	22194	SCREW, 6-32 X 5/16, TH, SD
28.	28921	AGITATOR, DECAF CANISTER
29.	19927	NUT, 6-32, LOCK, NYLON, INSERT
30.	28912	AUGER & SHAFT ASM, DECAF CANISTER
31.	28863	SPOUT, DECAF CANISTER
32.	28864	BEARING, REAR, DECAF

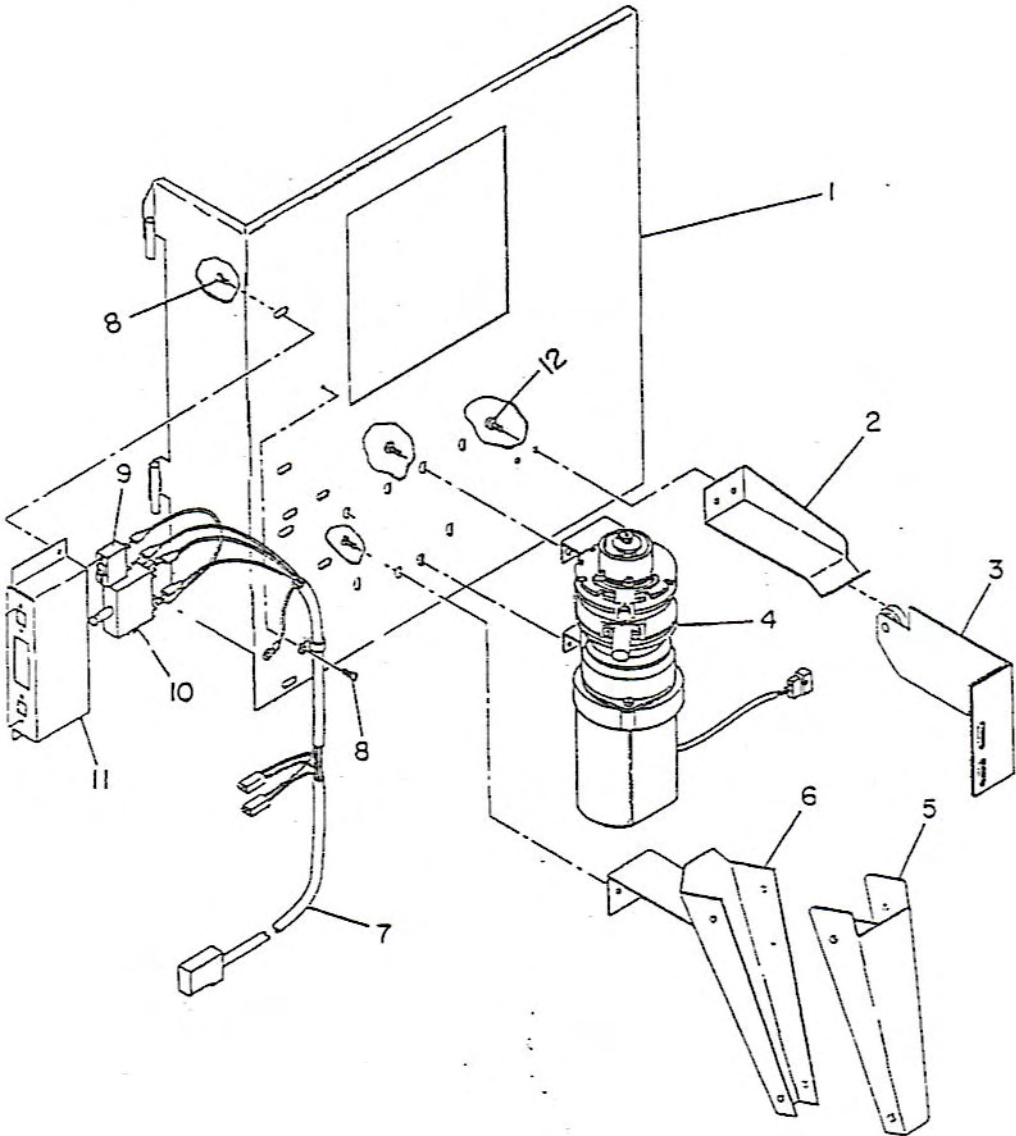
**GRINDERS AND SWING-OUT BRACKET ASSEMBLY  
‘DMG’ (DUAL MINI GRINDER UNITS)**

- |     |         |                                      |
|-----|---------|--------------------------------------|
| 1.  | 38009   | BRACKET, DUAL MINI GRINDER COMPLETE  |
| 1A. | 38013   | BRACKET, ASSEMBLY SWING-OUT DMG      |
| 2.  | 37946   | ARM, MG/DMG LOCKING                  |
| 3.  | 37947   | BRACKET ASSEMBLY, ROLLER, MG/DMG     |
| 4.  | 33717   | GRINDER ASM, MINI, WIRED, W/BRACKETS |
| 5.  | 37945   | COVER ASSEMBLY, MG/DMG               |
| 6.  | 37942   | CHUTE ASSEMBLY, MG/DMG               |
| 7.  | 38025   | HARNESS ASM, SWING-OUT, DMG          |
| 8.  | 11073   | SCREW, 8-32 X 1/2, PH, M, PL         |
| 9.  | 32183-4 | BREAKER, CIRCUIT                     |
| 10. | 33475   | SWITCH, CHERRY, E75-30A, CHEAT       |
| 11. | 38003   | BRACKET, SWITCH DMG HARNESS          |
| 12. | 14806   | SCREW, 8-32 X 3/8, HH, ZP            |



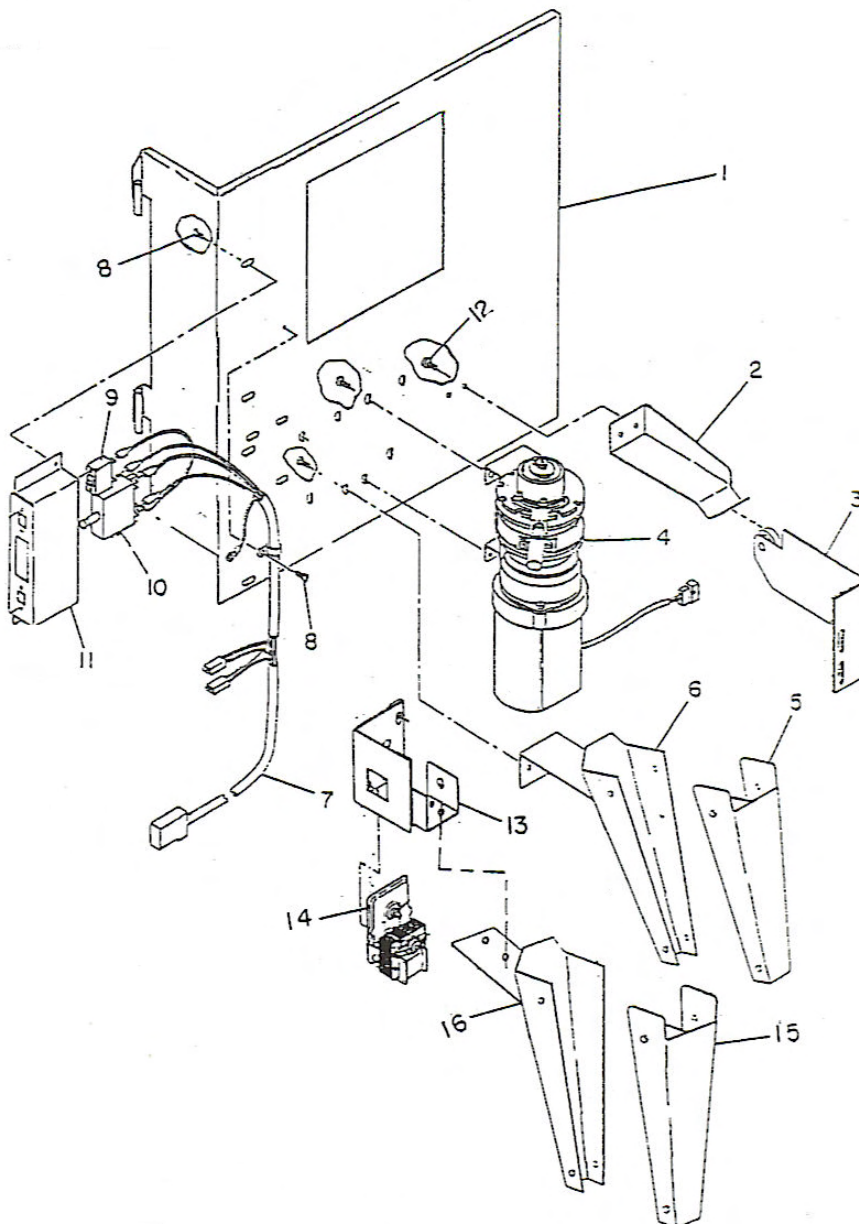
**SINGLE MINI GRINDER AND SWING-OUT BRACKET ASSEMBLY  
'MG' (SINGLE MINI GRINDER)**

- |     |         |                                 |
|-----|---------|---------------------------------|
| 1.  | 38012   | BRACKET, ASM SWING-OUT          |
| 2.  | 37946   | ARM, MG/DMG LOCKING             |
| 3.  | 37947   | BRACKET ASSEMBLY ROLLER, MG/DMG |
| 4.  | 38014   | GRINDER ASM, MINI W/BRACKETS    |
| 5.  | 37945   | COVER ASM, CHUTE MG/DMG         |
| 6.  | 37942   | CHUTE, ASM, MG/DMG              |
| 7.  | 38022   | HARNESS, SWING-OUT              |
| 8.  | 11073   | SCREW, 8-32 X 1/2, PH, M, PL    |
| 9.  | 32183-4 | BREAKER, CIRCUIT                |
| 10. | 33475   | SWITCH, CHERRY, E75-30A, CHEAT  |
| 11. | 38003   | BRACKET, SWITCH HARNESS         |
| 12. | 14806   | SCREW, 8-32 X 3/8, HH, ZP       |



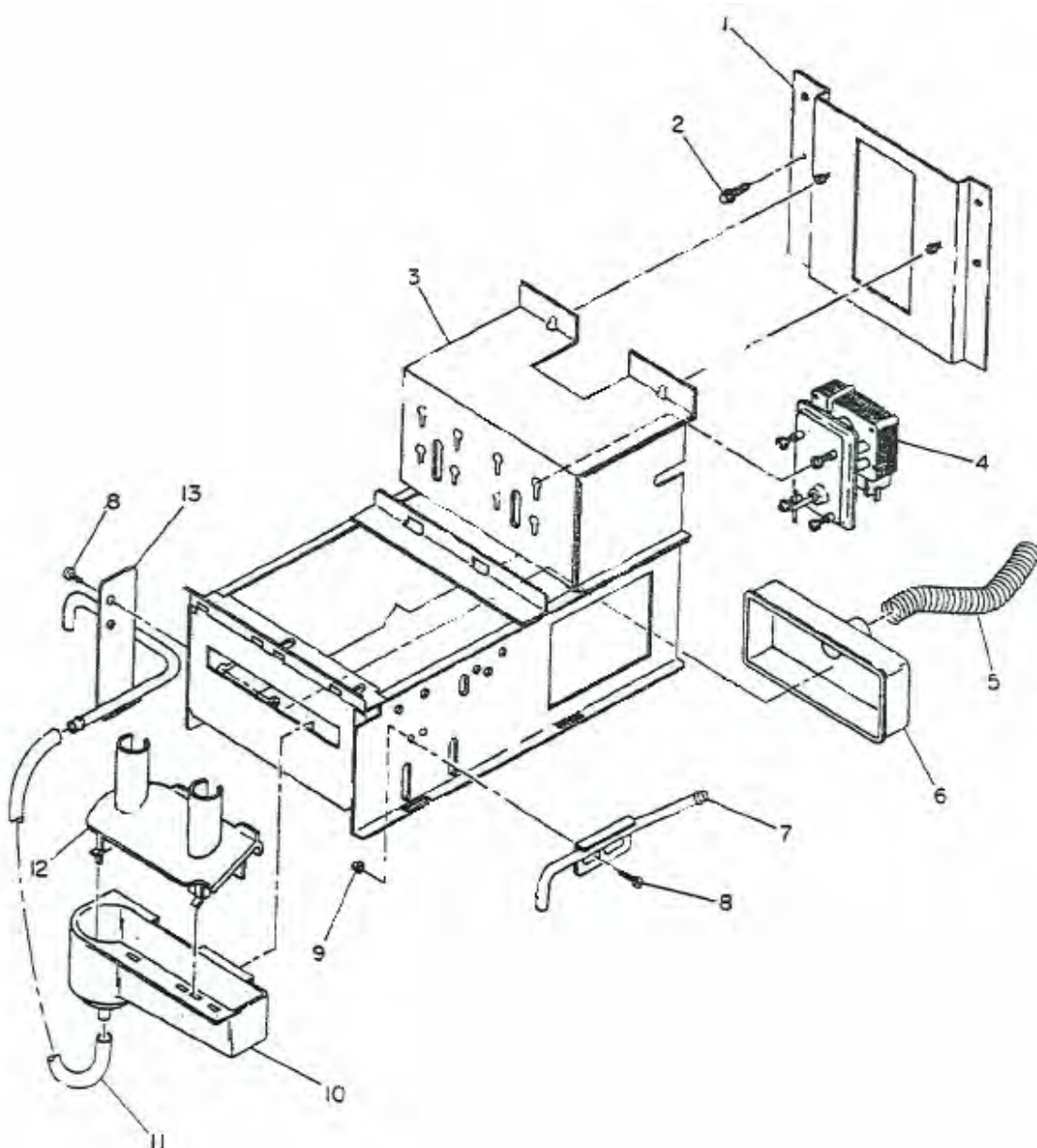
**MGLG AND SWING-OUT BRACKET ASSEMBLY  
'MGLG' (SINGLE MINI GRINDER AND LOOSE GROUND)**

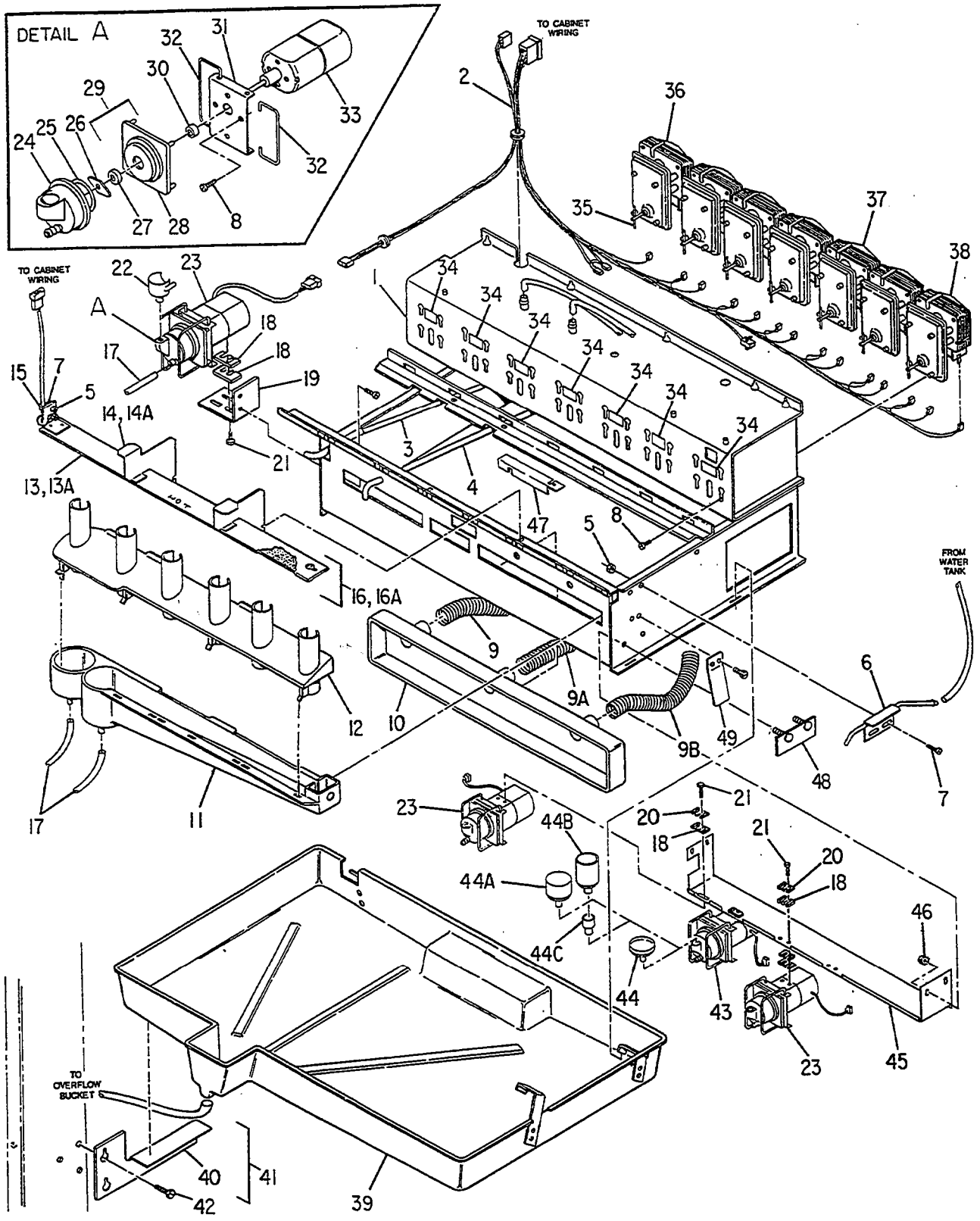
1. 38011 BRACKET, ASM SWING-OUT
2. 37649 ARM, MG/DMG LOCKING
3. 37947 BRACKET ASSEMBLY ROLLER, MG/DMG
4. 38014 GRINDER ASM, MINI W/BRACKETS
5. 37945 COVER, CHUTE MG/DMG
6. 37942 CHUTE, MG/DMG
7. 38022 HARNESS, SWING-OUT
8. 11073 SCREW, 8-32 X 1/2, PH, M, PL
9. 32183-4 BREAKER, CIRCUIT
10. 33475 SWITCH, CHERR, E75-30A, CHEAT
11. 38025 BRACKET, SWITCH HARNESS
12. 14806 SCREW, 8-32 X 3/8, HH, ZP
13. 33369 BRACKET, ASM, DECAF MOTOR
14. 28960 MOTOR ASM, AUGER, 170 RPM DECAF
15. 35102 COVER, DECAF CHUTE
16. 37987 CHUTE, LG DECAF



## CANISTER RACK ASSEMBLY FDX EXTENSION RACK

- |     |          |   |
|-----|----------|---|
| 1.  | 37493    | BRACKET 2-POS, CANISTER RACK HANGING                          |
| 2.  | 14806    | SCREW, 8-32 X 3/8 HH ZP                                       |
| 3.  | 37484    | CANISTER RACK ASM WELD, 2-POS FDX                             |
| 4.  | 14469    | MOTOR ASM, AUGER, 51 RPM (COFFEE ON EXTENSION RACK)           |
| 4A. | 13999    | MOTOR ASM, AUGER, 90 RPM (CREAM AND SUGAR ON EXTENSION RACK)  |
| 5.  | 13290    | HOSE, EXHAUST (SOLD ONLY IN 6 FT LENGTHS 13290 = 1FT)         |
| 6.  | 32468    | DUCT, STEAM EXHAUST 2-POS FDX                                 |
| 6A. | 24400012 | CAP PLUG, EXHAUST   |
| 7.  | 22631    | TUBE ASM, STAINLESS STEEL, TEA/COF/WTR                        |
| 8.  | 14491    | SCREW, 8-32 X 3/8 BH SD ST ZP                                 |
| 9.  | 11749    | NUT, 8-32 KEP   |
| 10. | 36236-2  | TROUGH, 2-POS RACK FDX  |
| 11. | 19033    | TUBE, SILCONE, 5/16 ID X 3/32 BROWN (BULK SOLD PER INCH)      |
| 12. | 37485    | COMMODITY CHUTE, 2-POS CANISTER RACK FDX                      |
| 13. | 37490    | TUBE ASM, STAINLESS STEEL, 2-POS CANISTER RACK FDX            |
|     | 37953    | PCB RELAY AND BRACKET ASM (CREAM AND SUGAR ON EXTENSION RACK) |
|     | 37887    | BOARD ASM, PC RELAY (CREAM AND SUGAR ON EXTENSION RACK)       |





## CANISTER RACK ASSEMBLY

1.	240336	RACK ASM, CANISTER, WELDED
2.	35002	HARNESS ASM, CANISTER RACK
3.	28724	TUBE, CHOCOLATE WATER, STAINLESS STEEL
4.	28727	TUBE, SOUP WATER, STAINLESS STEEL
5.	11749	NUT, 8-32 KEP, EXT, LK, WA, PL
6.	22631	TUBE ASM, TEA & FD COFFEE WATER
7.	14491	SCREW, 8-32 X 3/8, PH
8.	14487	SCREW, 8-32 X 1/4, PH
9.	13290	HOSE, EXHAUST (SOLD ONLY IN 6 FT LENGTHS, PN 13290 = 1 FT)
10.	23951-4	DUCT, DUAL STEAM EXHAUST
11.		TROUGH, COMMODITY (SEE PAGES 7.02 & 7.03)
12.		CHUTE, COMMODITY, (SEE PAGES 7.02 & 7.03)
13.	33684	STRIP ASM, HEATER, WIRED, 50W, 19"
13A.	33684-1	STRIP ASM, HEATER, WIRED, 30W, 15 3/4" (W/FB TEA ONLY)
14.	25829	BRACKET ASM, HEATER STRIP
14A.	30324	BRACKET ASM, HEATER STRIP, (W/FB TEA ONLY)
15.	25068	CLAMP, 'P', 5/16, PLASTIC
16.	33685	BAR ASM, HUMIDITY, 19" (INCLUDES ITEMS 5, 7, 13, 14,15)
16A.	33685-1	BAR ASM, HUMIDITY, 15.75" (W/FB TEA ONLY) (INCL ITEMS 5, 7, 13A, 14A, 15)
17.	19033	TUBE, SILICONE, 5/16 ID X 3/32, BROWN (BULK NO. SOLD PER INCH)
18.	33279	PAD, VIBRATION
19.	31844	BRACKET ASM, WHIPPER DAMPING
20.	33280	PLATE, COMPRESSION
21.	16335	SCREW, 8-32 X 5/8, PH, PL
22.	28045	FUNNEL, WHIPPER BASIC, LHD, MOLDED-W/INLET & RIBS
22A.	14745	COVER, CHOCOLATE FUNNEL
23.	33523	WHIPPER ASM, CHOCOLATE, LESS FUNNELS (INCL ITEMS 8, 18-21, 24-33)
24.	13909	HOUSING, OUTER, WHIPPER
25.	13919	RING, 'O', 2 1/4 X 2 1/2
26.	34091	IMPELLER, WHIPPER, SHORT
26A.	34091-1	IMPELLER, WHIPPER, LONG (SPARE PART ONLY)
27.	27435	SEAL, HOUSING, INNER WHIPPER
28.	27421	HOUSING, INNER WHIPPER
29.	13910	HOUSING & SEAL ASM (INCLUDES ITEMS 27 & 28)
30.	13918	SLINGER
31.	13914	PLATE, WHIPPER HOUSING
32.	13915	SPRING, RETAINER, WHIPPER
33.	33524	MOTOR ASM, WHIPPER, WIRED
34.	15556-1	DECAL, CHOCOLATE
	15556-2	DECAL, SOUP
	15556-3	DECAL, TEA
	15556-4	DECAL, LIGHT
	15556-5	DECAL, SUGAR
	15556-6	DECAL, COFFEE (203FD ONLY)
	15556-7	DECAL, SOLUBLE DECAF
	15556-8	DECAL, LO-CAL SUGAR SUBSTITUTE
	15556-9	DECAL, SPECIALTY COFFEE (SGC)
35.	15628	PIN, ROLL, 1/8 X 1 1/2, SS (PART OF ITEMS 36-38)
36.	22737	MOTOR ASM, AUGER, 180 RPM (FOR CHOCOLATE, LIGHTENER, SUGAR & SPECIALTY COFFEE)
37.	13999	MOTOR ASM, AUGER, 90 RPM (SPARE PART ONLY)
38.	14453	MOTOR ASM, AUGER, 51 RPM (FOR FD DECAF COFFEE, FD TEA, SUGAR SUB AND FD COFFEE)
39.	27883*	TRAY ASM, COMMODITY RINSE
40.	30439*	BRACKET, RINSE TRAY, LEFT SIDE (MOUNTS ON CABINET STIFFENER)
41.	30916*	TRAY ASM, COMMODITY RINSE, COMPLETE (INCLUDES ITEMS 39 & 40)
42.	14806*	SCREW, 8-32 X 3/8, HH, ZP, F, SD WA
43.	35132	WHIPPER ASM, COMPLETE, SGC, (INC ITEMS 18, 20, 21, 24-23)
44.	23027	FUNNEL, LONG
44A.	23027-1	FUNNEL, TALL
44B.	14746	FUNNEL, BTM
44C.	37672	TUBE, FUNNEL, CLEAR, SHORT
44D.	36163	TUBE, FUNNEL, CLEAR, TALL
45.	32075	BRACKET ASM, WHIPPER MOTORS
46.	25795	NUT,
47.	37631	SUPPORT TUBE, CANISTER RACK
48.	37925	STUD BRACKET, WHIPPER BAR
49.	27888	RETAINER, RINSE TRAY BKT

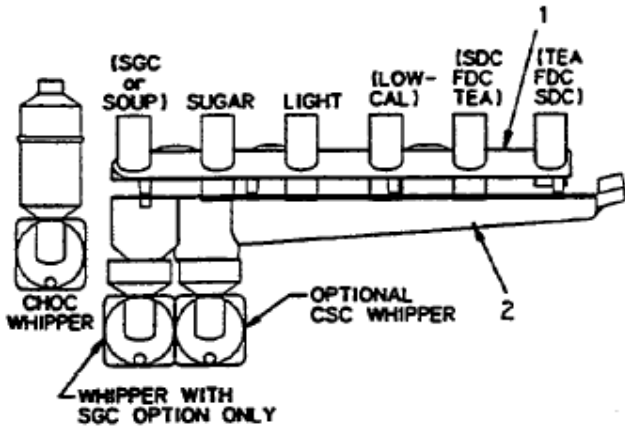
\*NOTE: COMMODITY RINSE TRAY ASSEMBLY IS OPTIONAL



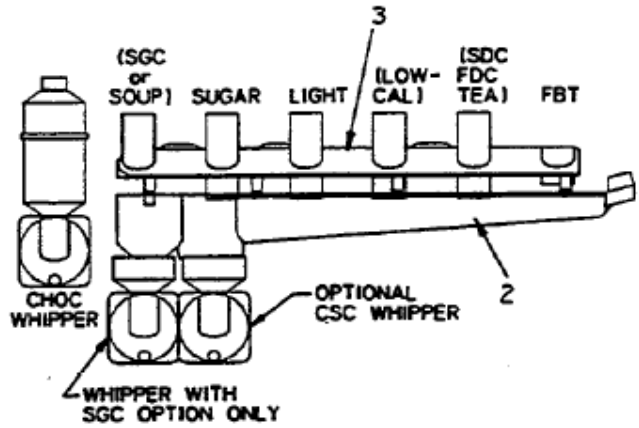
## TROUGH AND CHUTE ASSEMBLIES (FRESH BREW)

- 1. 347219 CHUTE ASM, COMMODITY
- 2. 36991 TROUGH ASM, STANDARD, FB, RACK, CONFIG-0
- 3. 34494 CHUTE ASM, COMMODITY, W/FB TEA
- 4. 37110 CLIP, TROUGH POSITIONING
- 5. 34494-3 CHUTE ASM, COMMODITY, FB
- 6. 32629 TROUGH ASM, 1-2 POS, RACK CONFIG-1

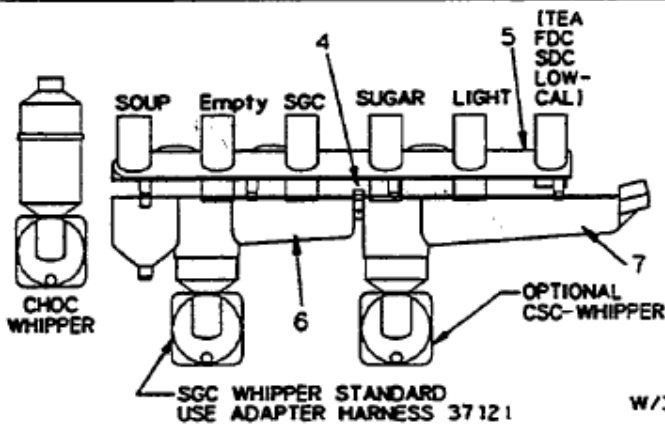
- 7. 35602 TROUGH ASM, 3 POS, FB, RACK CONFIG-1
- 8. 34494-2 CHUTE ASM, COMMODITY
- 9. 36873 TROUGH ASM, 2 POS, RACK CONFIG-A
- 10. 36876 TROUGH ASM, 4 POS, FB, RACK CONFIG-A
- 11. 34494-1 CHUTE ASM, COMMODITY, W/FB TEA



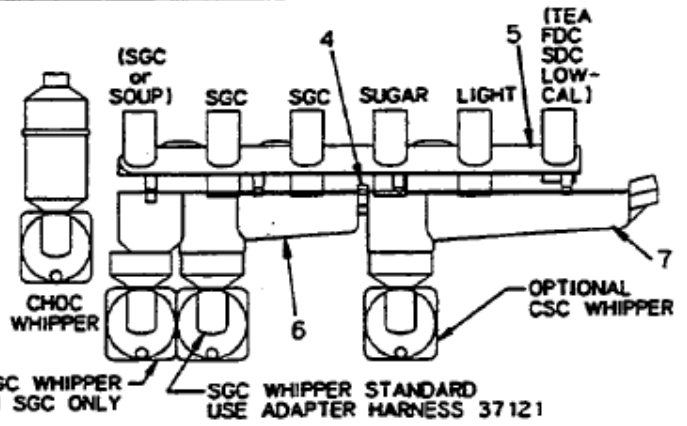
**CONFIGURATION - 0**  
STANDARD/CHOC



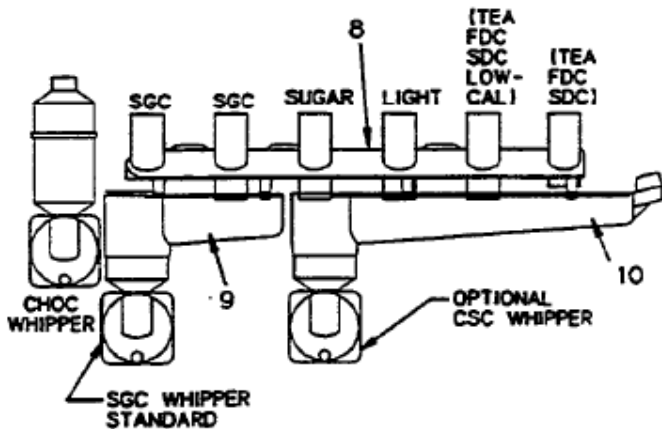
**CONFIGURATION - 0**  
FBT/CHOC



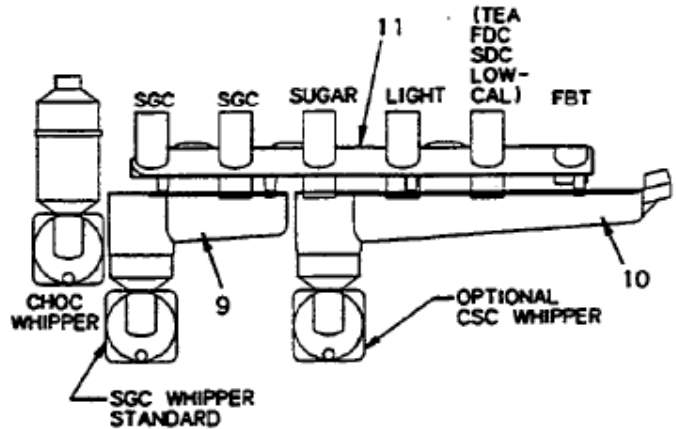
**CONFIGURATION - 1**  
SOUP/1SGC/CHOC



**CONFIGURATION - 1**  
2/2SGC/CHOC



**CONFIGURATION - A**  
2SGC/CHOC

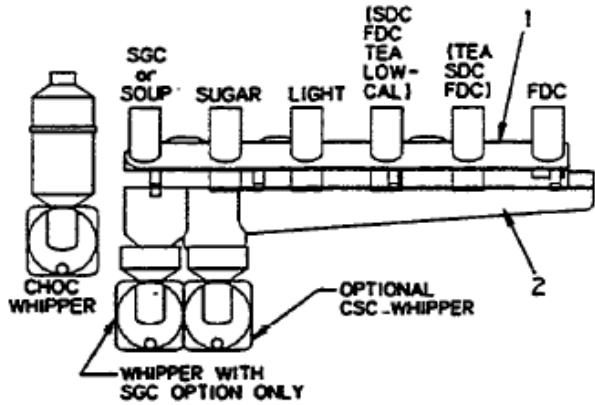


**CONFIGURATION - A**  
2SGC/CHOC

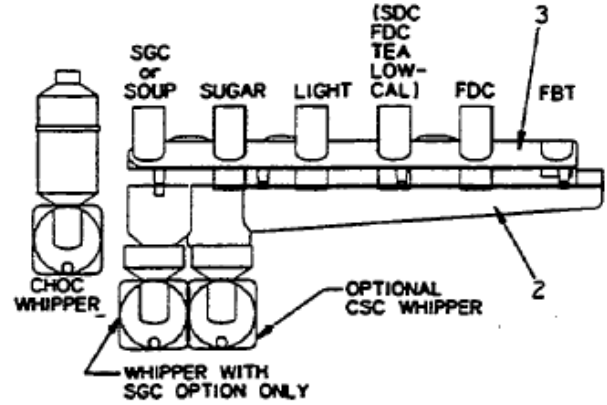
**TROUGH AND CHUTE ASSEMBLIES (FREEZE DRY UNIT)**

- 1. 34219 CHUTE ASM, COMMODITY
- 2. 21192 TROUGH ASM, STANDARD, FD, RACK CONFIG-0
- 3. 34494 CHUTE ASM, COMMODITY, W/FB TEA
- 4. 32629 TROUGH ASM, 1-2 POS, RACK CONFIG-1
- 5. 32630 TROUGH ASM, 3 POS, FD, RACK CONFIG-1  
(ALSO USED FOR SGC TROUGH FB & FD, RACK CONFIG-B)

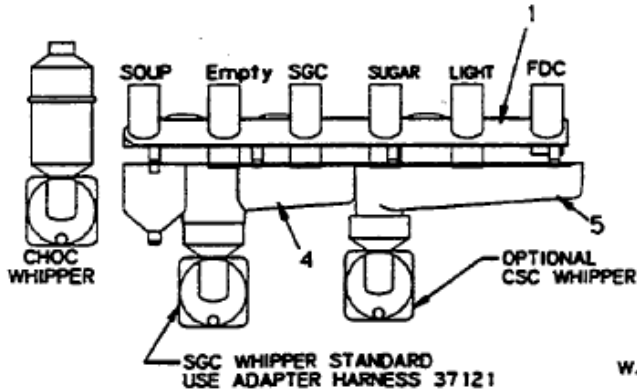
- 6. 34494-2 CHUTE ASM, COMMODITY
- 7. 36873 TROUGH ASM, 2 POS, RACK CONFIG-A
- 8. 36872 TROUGH ASM, 4 POS, FD, RACK CONFIG-A
- 9. 34494-1 CHUTE ASM, COMMODITY, W/FB TEA



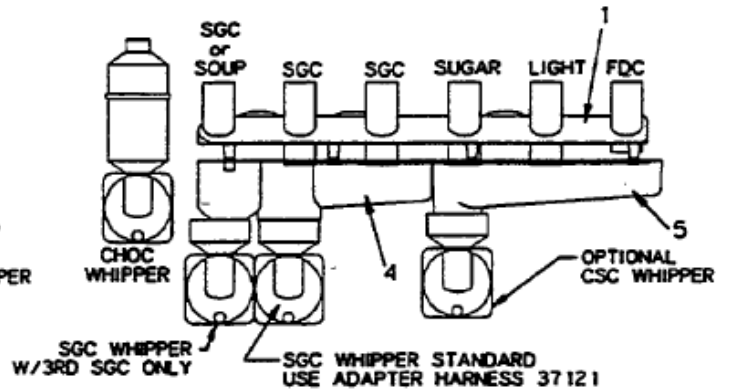
**CONFIGURATION - 0**  
**STANDARD/CHOC**



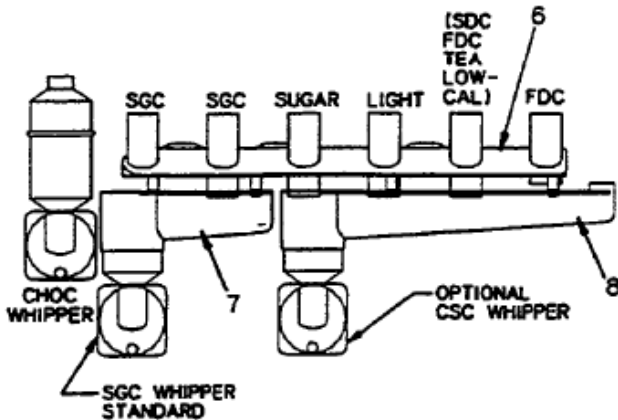
**CONFIGURATION - 0**  
**FBT/CHOC**



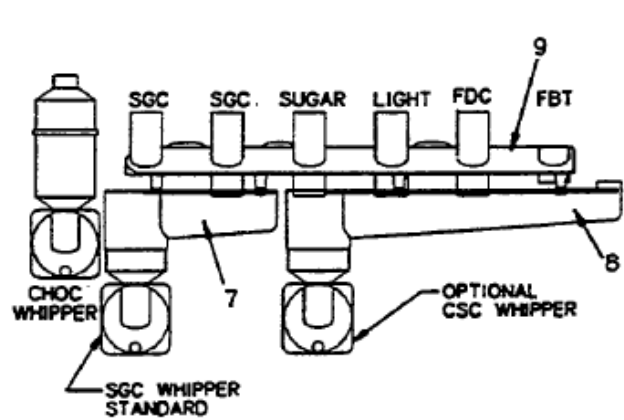
**CONFIGURATION - 1**  
**SOUP/1SGC/CHOC**



**CONFIGURATION - 1**  
**2/2SGC/CHOC**



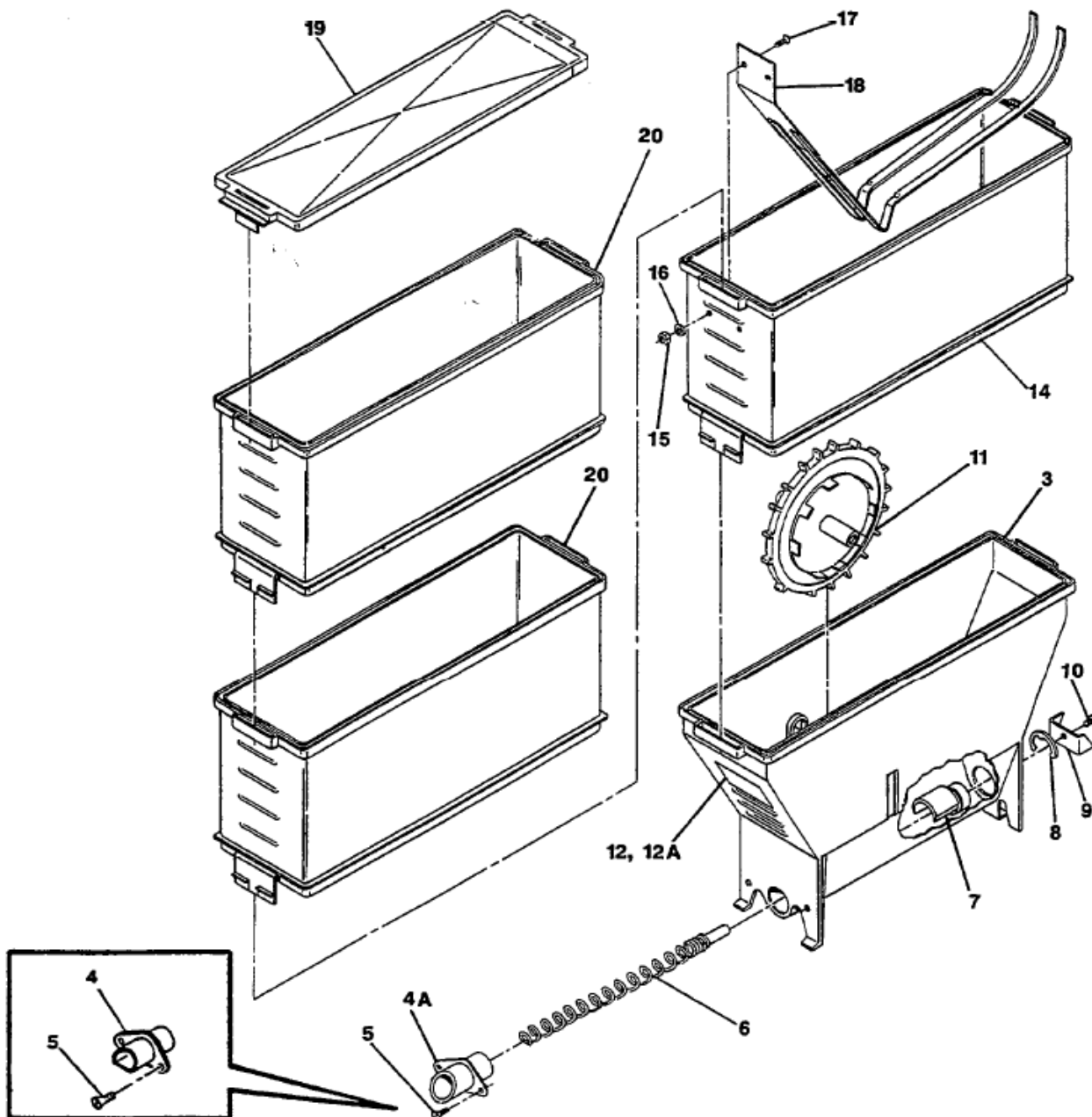
**CONFIGURATION - A**  
**2SGC/CHOC**



**CONFIGURATION - A**  
**2SGC/FBT/CHOC**

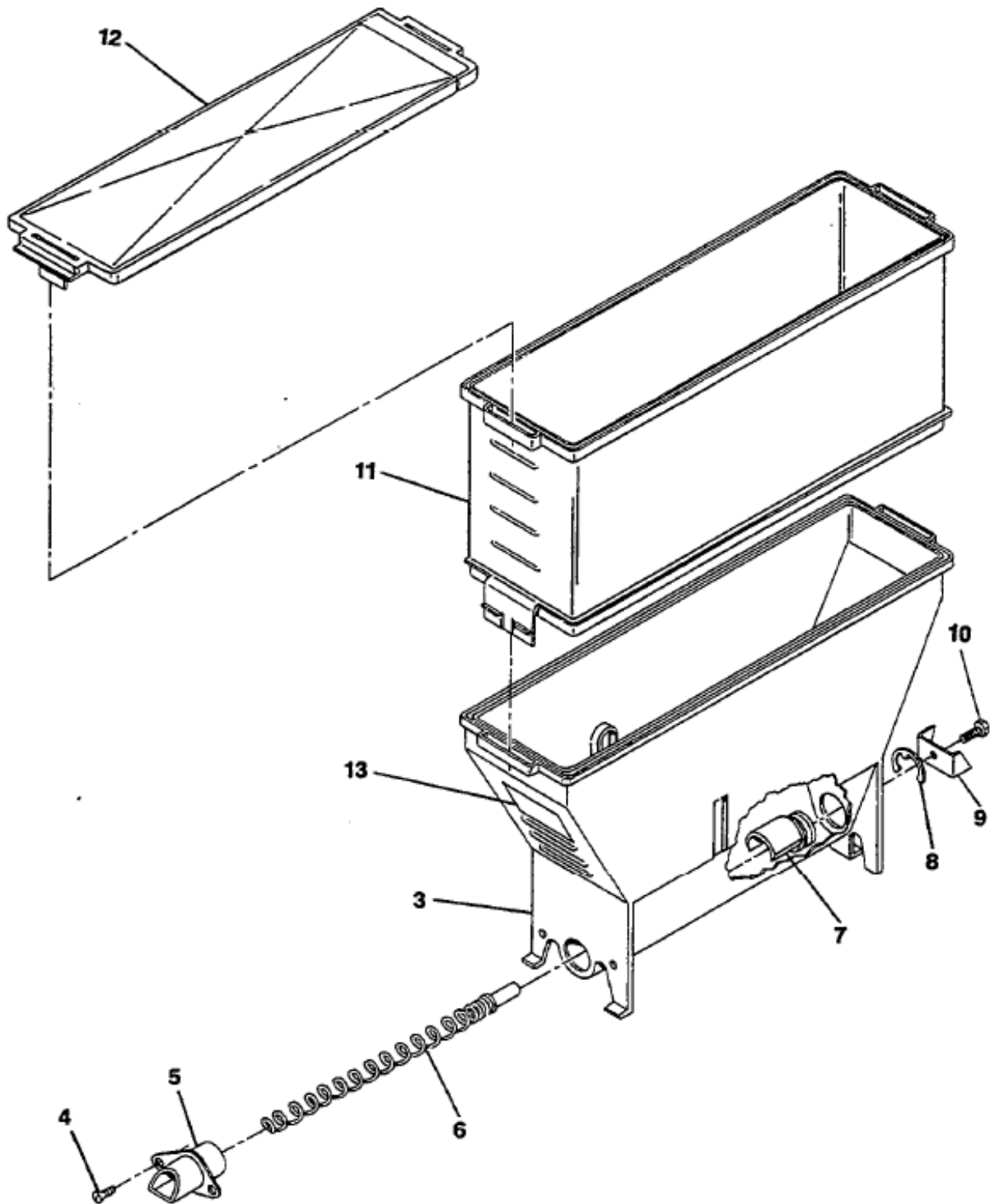
## CANISTER ASSEMBLIES CHOCOLATE, SOUP, SANKA, FD COFFEE, SGC

1.	22564	CANISTER ASM, CHOCOLATE (INCL ITEMS 3, 4A, 5-20)	9.	25969	DRIVER, AUGER
1A.	22563	CANISTER ASM, SOUP (INCL ITEMS 3, 4A, 5-11, 12A, 19)	10.	25970	SCREW, AUGER DRIVE
1B.	22566	CANISTER ASM, SANKA (INCL ITEMS 3-11, 12B, 19)	11.	20311	WHEEL, COMMODITY
1C.	22567	CANISTER ASM, FD COFFEE (203 FD ONLY) (INCLUDES ITEMS 3-11, 12C, 19-20)	12.	15556-1	DECAL, CANISTER, CHOCOLATE
1D.	32661	CANISTER ASM, (INCL ITEMS 3, 4A, 5-11, 12D, 13-19)	12A.	15556-2	DECAL, CANISTER, SOUP
1E.	32661-2	CANISTER ASM, SGC W/2 EXT AND AGT	12B.	15556-7	DECAL, CANISTER, SANKA
2.	28486	CANISTER ASM, BASIC: CHOCOLATE, SOUP, SANKA, FD COFFEE & SGC (INCLUDES ITEMS 3-11)	12C.	15556-6	DECAL, CANISTER, COFFEE
3.	20288	CANISTER, BOTTOM BASIC, PLASTIC	12D.	15556-9	DECAL, CANISTER, SPECIALTY
4.	26643	SPOUT, CANISTER (NO LOUVERS)	13.	23731	EXTENSION ASM, CANISTER (INCL ITEMS 14-18)
4A.	25961	SPOUT, CANISTER, SOLUBLE GOURMET	14.	23711	EXTENSION, CANISTER
5.	25034	SCREW, 6 X 3/8, FH, PH, B, PL	15.	19927	NUT, 6-32 LK, NY INSERT
6.	20645	AUGER ASM, COMMODITY	16.	00826	WASHER, FLAT #6, PL
7.	20263	BEARING, REAR	17.	24529	SCREW, 6-32 X 5/16, WELD, SS
8.	17521-1	RING, RETAINING, 'E', BOWED	18.	23757	AGITATOR, CANISTER
			19.	20647	LID, CANISTER
			20.	20290	EXTENSION, CANISTER



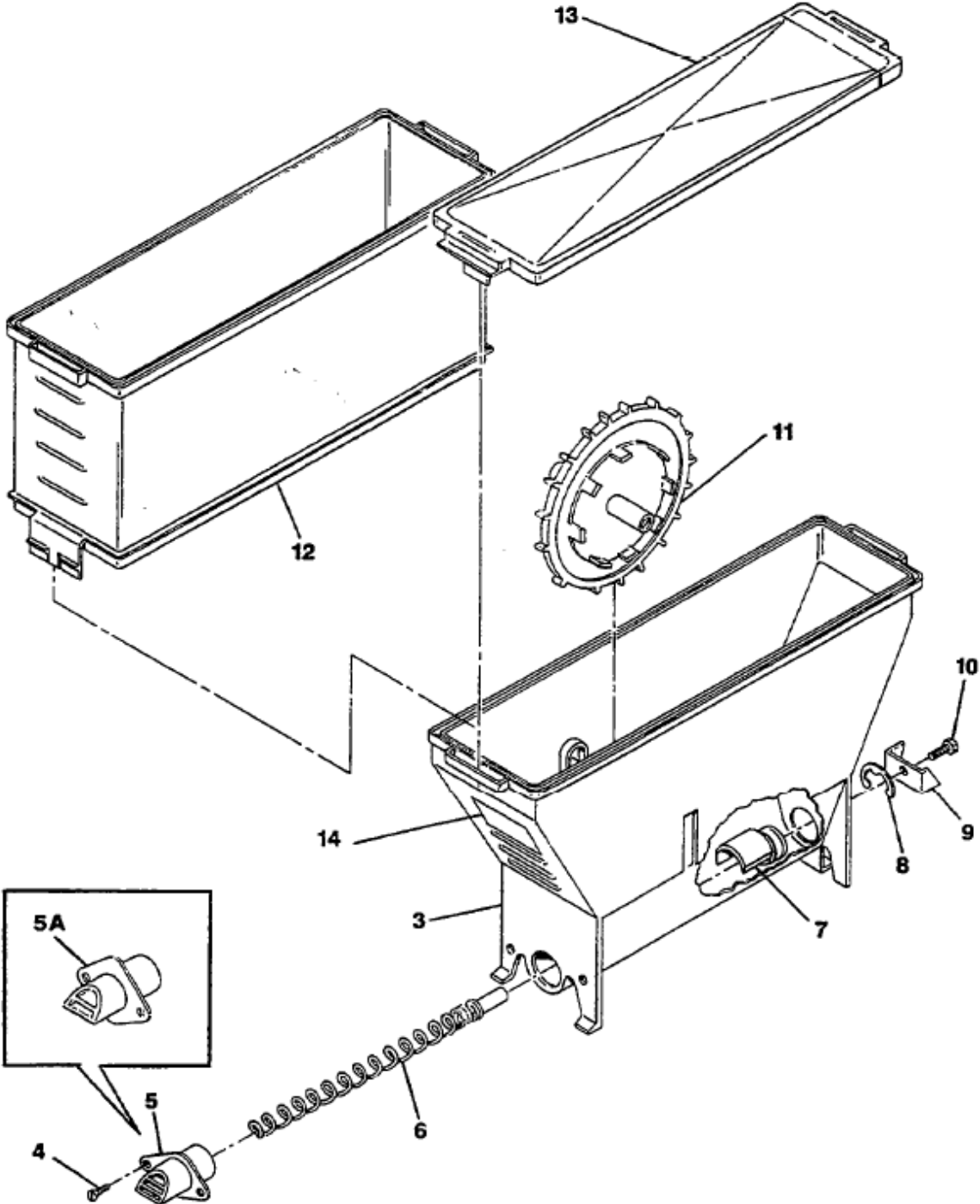
## CANISTER ASSEMBLY: SUGAR

- |   |  |
|---|--|
| <ul style="list-style-type: none"> <li>1. 22568 CANISTER ASM, SUGAR (INCL ITEMS 3-13)</li> <li>2. 28484 CANISTER ASM, SUGAR, BASIC (INCL ITEMS 3-10)</li> <li>3. 20288 CANISTER, BOTTOM BASIC, PLASTIC</li> <li>4. 25034 SCREW, 6 X 3/8, FH, PHILLIPS, B, PL</li> <li>5. 26643 SPOUT, CANISTER (NO LOUVERS)</li> <li>6. 20645 AUGER ASM, COMMODITY</li> <li>7. 20263 BEARING, REAR</li> </ul> | <ul style="list-style-type: none"> <li>8. 17521-1 RING, RETAINING, 'E', BOWED</li> <li>9. 25969 DRIVER, AUGER</li> <li>10. 25970 SCREW, AUGER DRIVE</li> <li>11. 20290 EXTENSION, CANISTER</li> <li>12. 20647 LID, CANISTER</li> <li>13. 15556-5 DECAL. CANISTER, SUGAR</li> </ul> |
|---|--|



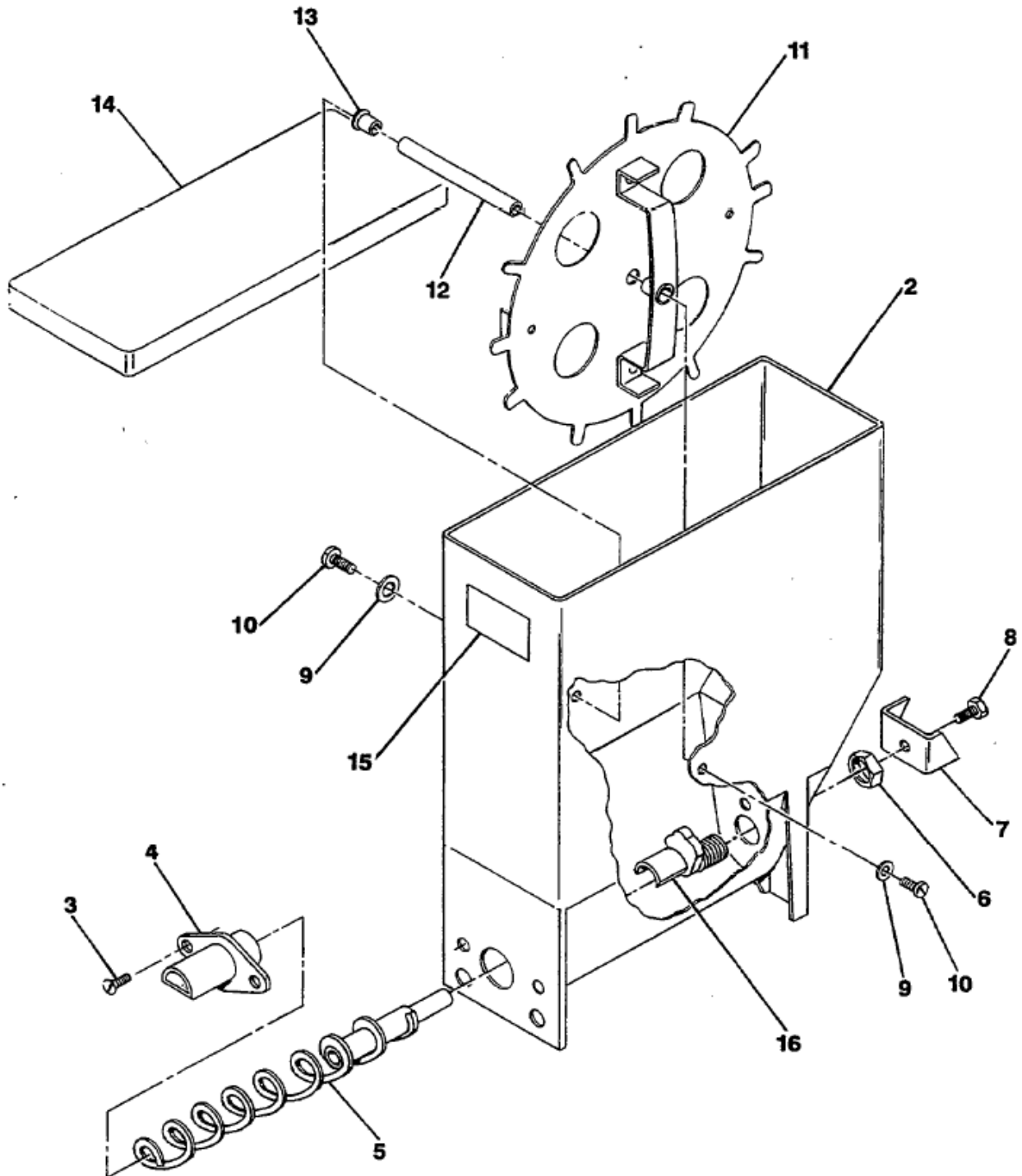
**CANISTER ASSEMBLIES: LIGHT, TEA  
AND SUGAR SUBSTITUTE**

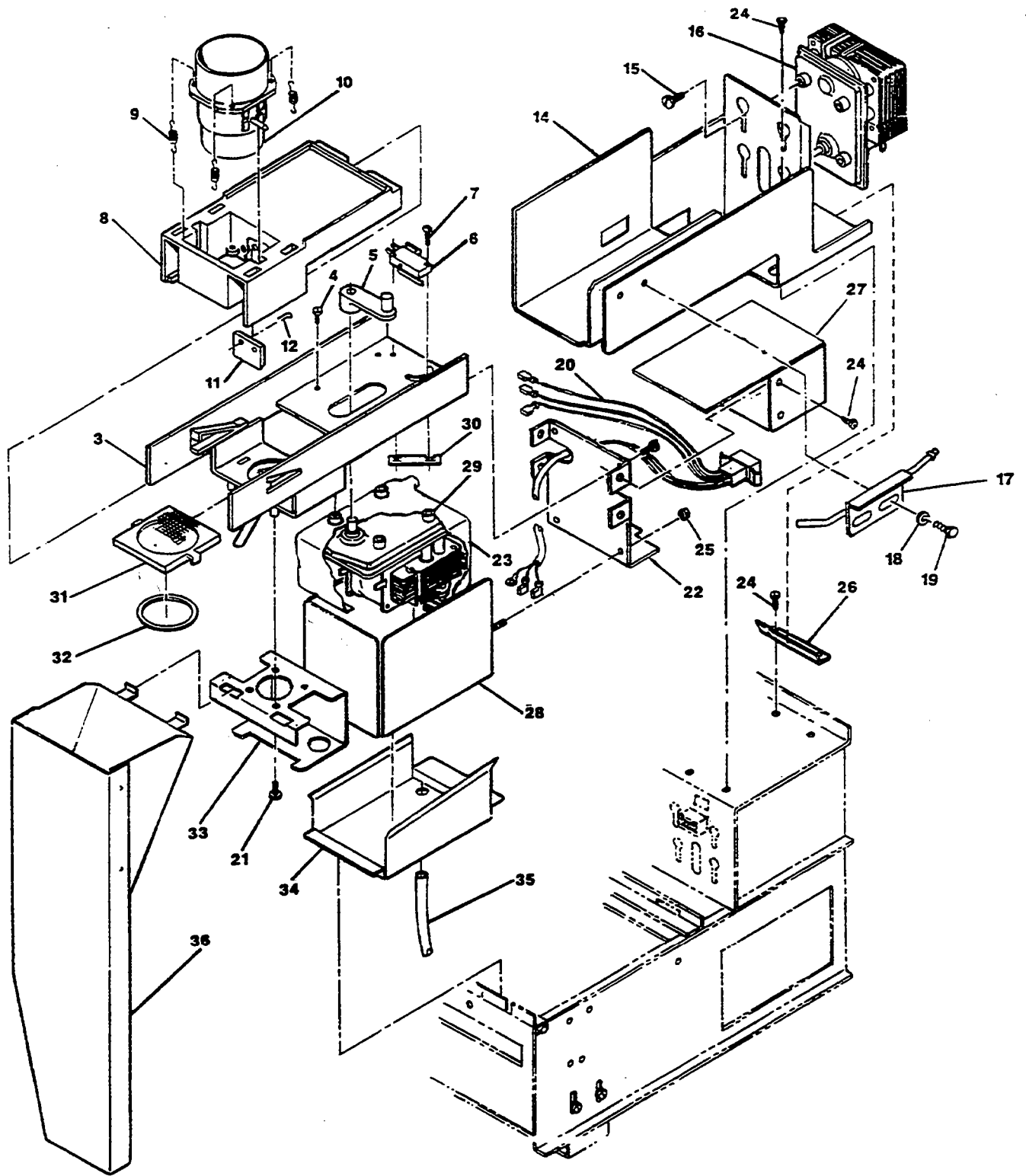
1.	22562	CANISTER ASM, LIGHT (INCLUDES ITEMS 3-14)	6.	20645	AUGER ASM, COMMODITY
1A.	22565	CANISTER ASM, SOLUBLE TEA (INCL ITEMS 3-13, 14A)	7.	20263	BEARING, REAR
1B.	30156	CANISTER ASM, LO-CAL SUGAR SUBSTITUTE (INCLUDES ITEMS 3-4, 5A, 6-11, 13, 14B)	8.	17521-1	RING, RETAINING, 'E' BOWED
2.	28485	CANISTER ASM, BASIC: LIGHT & TEA (INCL ITEMS 3-11)	9.	25969	DRIVER, AUGER
2A.	30155	CANISTER ASM, BASIC: LO-CAL SUGAR SUBSTITUTE (INCLUDES ITEMS 3-4, 5A-11)	10.	25970	SCREW, AUGER DRIVE
3.	20288	CANISTER, BOTTOM BASIC, PLASTIC	11.	20311	WHEEL, COMMODITY
4.	25034	SCREW, 6 X 3/8, FH, PHILLIPS, B. PL	12.	20290	EXTENSION, CANISTER
5.	26643-1	SPOUT, CANISTER, LOUVERED	13.	20647	LID, CANISTER
5A.	30157	SPOUT, CANISTER, WITH 1 LOUVER	14.	15556-4	DECAL, CANISTER, LIGHT
			14A.	15556-3	DECAL, CANISTER, TEA
			14B.	15556-8	DECAL, CANISTER, LO-CAL SUGAR SUBSTITUTE



## CANISTER ASSEMBLY: FRESH-BREWED TEA

- |    |       |                                  |     |          |                                 |
|----|-------|----------------------------------|-----|----------|---------------------------------|
| 1. | 32724 | CANISTER ASM, FRESH-BREWED TEA   | 9.  | 00826    | WASHER, FLAT #6, SCP            |
| 2. | 33797 | CANISTER (ONLY), FB TEA, PLASTIC | 10. | 00825    | SCREW, 6-32 X 3/8, RH, M, BRASS |
| 3. | 06136 | SCREW, 6-32 X 3/8, FH, M, BRASS  | 11. | 14420    | WHEEL ASM, COMMODITY            |
| 4. | 14011 | SPOUT, CANISTER (NO LOUVERS)     | 12. | 14017    | AXLE, WHEEL                     |
| 5. | 14023 | AUGER & SHAFT ASM                | 13. | 16058-11 | NYLINER, 4L4FK                  |
| 6. | 14190 | NUT, 5/8-11, PAL                 | 14. | 06695    | LID, CANISTER                   |
| 7. | 25969 | DRIVER, AUGER                    | 15. | 33079-7  | DECAL, TEA                      |
| 8. | 25970 | SCREW, AUGER DRIVER              | 16. | 14012    | BEARING, REAR                   |

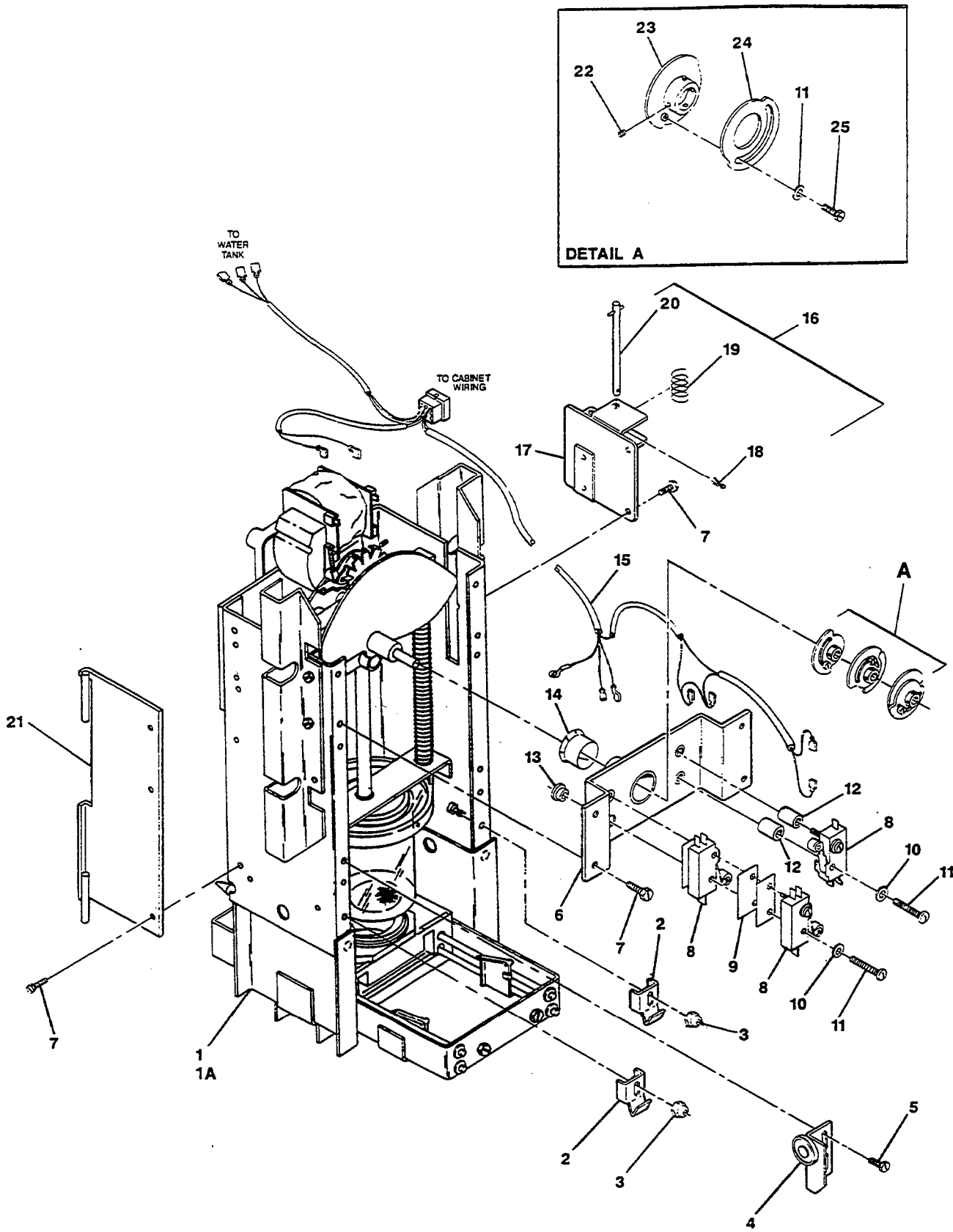




## FRESH BREW TEA ASSEMBLY

1.	37547	BREWER ASM, TEA, 9 OZ. COMPLETE
2.	35311	BASE ASM, TEA BREWER (INCLUDES ITEMS 3-7, 20-23, 25, 27-33)
3.	32649	BASE, TEA BREWER
4.	25795	SCREW, 8-32 X 5/16, PH, SCP
5.	32741	ARM, CRANK, TEA BREWER
6.	32739	SWITCH, INDEX, TEA BREWER
7.	21193	SCREW, 4-40 X 3/4, RH, M
8.	32651	CARRIAGE, TEA BREWER
9.	33711	SPRING, EXTENSION, TEA BREW CAVITY
10.	32650	CAVITY, TEA BREWER, 9 OZ.
11.	32744	BLADE, WIPER, TEA BREWER
12.	06031	PIN, COTTER, 1/16 X 1/2, SS
13.	32745	CARRIAGE ASM, TEA BREWER (INCLUDES ITEMS 8-12)
14.	32733	BRACKET, TEA CANISTER AND MOTOR, WELDED
15.	14487	SCREW, 8-32 X 1/4, PH (QUANTITY 4 PER MOTOR ASM)
16.	22737	MOTOR ASM, 180 RPM, AUGER (INCLUDES ITEM 15)
17.	32730	TUBE ASM, TEA BREWER, 9 OZ., LG
18.	00167	WASHER, LOCK, #8 SPLIT, SCP
19.	09479	SCREW, 8-32 X 3/8, PH, M, SS
20.	35030	HARNESS ASM, TEA BREWER
21.	29942	SCREW, 6 X 3/8, HH, SD
22.	35236	CATCH, REAR, TEA BREWER
23.	34204	BOOT, TEA BREWER MOTOR
24.	14806	SCREW, 8-32 X 3/8, HH, SCP, SD WA
25.	09043	NUT, 8-32, HEX, SCP
26.	32732	CATCH, REAR, TEA CANISTER
27.	35235	BRACKET, PLUG, TEA BREWER
28.	35296	COVER ASM, MOTOR, TEA BREWER
29.	32738	MOTOR, TEA BREWER, 120V, 50/60 HZ.
30.	32740	NUT, 4-40, TWIN-SPEED
31.	32892	FILTER, MOLDED, TEA BREWER
32.	33538	SEAL, FILTER, TEA BREWER, BLACK
33.	35237	CATCH, FRONT, TEA BREWER
34.	32679	PAN, DRIP, TEA BREWER
35.	19033	TUBE, SILICONE, 5/16 ID X 1/2 OD, BROWN (BULK NO. SOLD PER INCH
36.	35234	CHUTE ASM, TEA BREWER

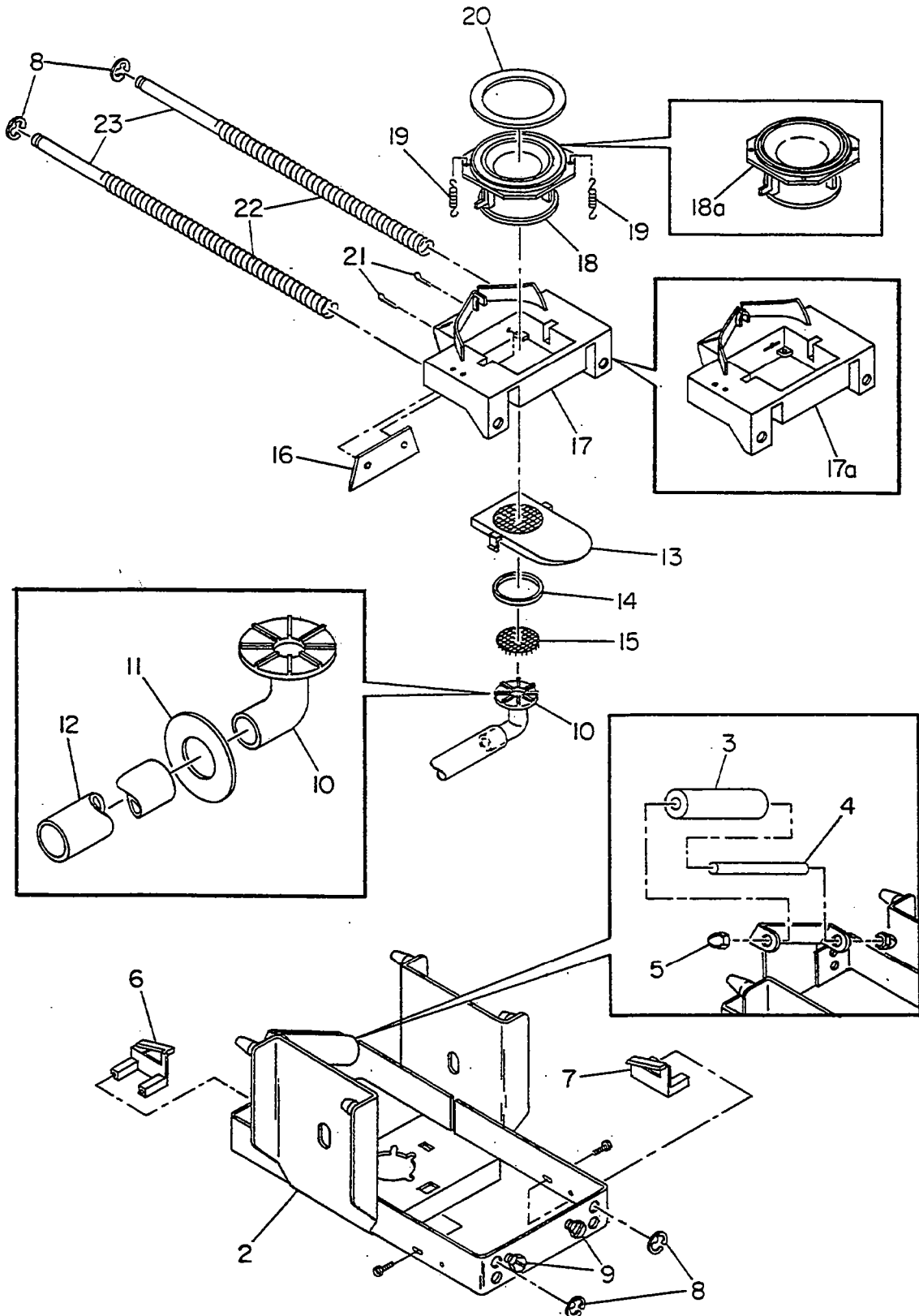




## BREWER ASSEMBLY

1.	36995	BREWER ASM, 12 OZ, 213/203 FIXED FILTER, COMPLETE
1A.	35168	BREWER UPPER ASM, 12 OZ (WITHOUT BASE ASM)
2.	32715	BRACKET, LATCH, BREWER BASE
2A.	32715-1	BRACKET, LATCH, BREWER BASE
3.	21042	NUT, 8-32, STOP, PL
4.	2640001	BRACKET ASM, ROLLER, 45 DEGREE
4A.	2640001-1	BRACKET ASM, ROLLER, 90 DEGREE
5.	14806	SCREW, 8-32 X 3/8, HH, ZP, F, SD WA
6.	35141	CHANNEL ASM, FRONT, 12 OZ BREWER
7.	14805	SCREW, 10-32 X 3/8, HH, PL, SD
8.	17583	SWITCH, UNIMAX AA413C
9.	19557	INSULATION, SWITCH, FLAT, FISHPAPER
10.	00826	WASHER, FLAT #6, PL
11.	17428	SCREW, 6-32 X 1 3/4, PH, PL
12.	17874	SPACER, NYLON
13.	17848	NUT, BREWER SWITCH MTG, NYLON INSULATION
14.	16058-5	NYLINER, 12L12 FGS
15.	35144	HARNESS ASM, 12 OZ BREWER
16.	18343	LATCH ASM, BREWER (INCLUDES ITEMS 17-20)
17.	19011	BRACKET ASM, LATCH, WELDED, BREWER
18.	14748	PIN, COTTER, LATCH ASM
19.	16640	SPRING, LATCH PIN
20.	25248	PIN ASM, LATCH, BREWER
21.	18306	HINGE ASM, BREWER SIDE
22.	00652	SCREW, 6-32 X 3/16, SOCKET SET, CUP POINT
23.	13151	CAM W/HUB, STATIONARY, TAPPED
24.	13152	CAM, SLOTTED
25.	13154	SCREW, 6-32 X 1/4, HH, SD PL

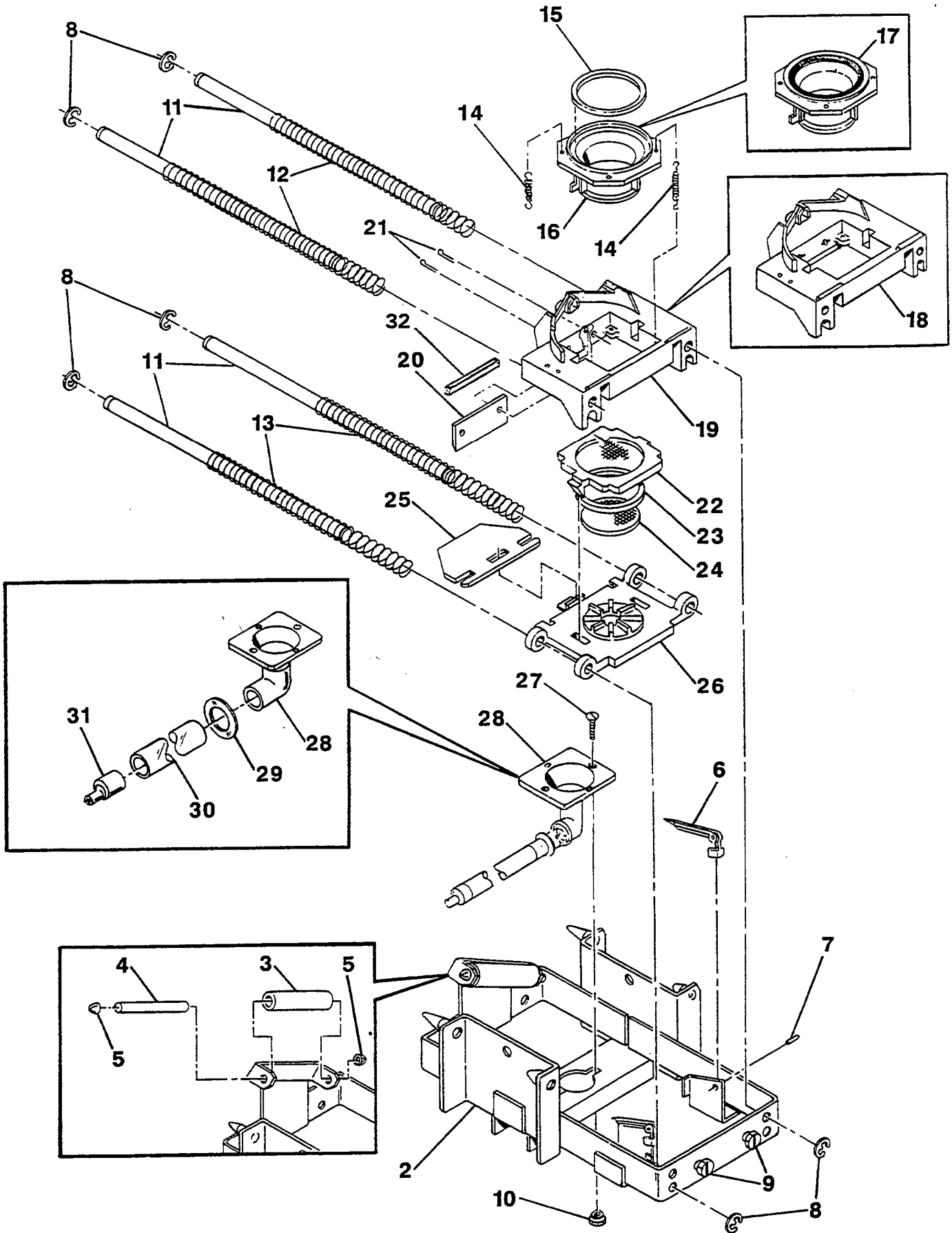
# BREWER BASE ASM, FIXED FILTER BASE



## BREWER BASE ASM, FIXED FILTER BASE

*NOTE: THIS ASSEMBLY IS USED ON ALL MODEL 213's. PARTS FOR NON-FIXED FILTER BASE ASM IS ON FOLLOWING PAGES.*

1.	36996	BREWER BASE ASM, FIXED FILTER, COMPLETE
2.	36888	BASE ASM WELD, 12 OZ FIXED FILTER
3.	14370	IDLER, ROLLER
4.	16291	SHAFT, IDLER
5.	16419	NUT, ACORN, PUSH, PALNUT
6.	37186-1	PAWL, BREWER, LHD, MOLDED
7.	37186	PAWL, BREWER, RHD, MOLDED
8.	17521-3	RETAINING RING, 1/4, BCU
9.	14805	SCREW, 10/32 X 3/8, HH, SD, PL
10.	36777-1	FUNNEL, 12 OZ FIXED FILTER BASE
11.	19047	RING DRIP
12.	11115	TUBE, PVC, 5/8 X 13/16 X 3/32
13.	36757-1	FILTER SCREEN, FIXED 12 OZ, STANDARD TYPE, BLACK
13A.	36757	FILTER SCREEN, FIXED, COURSE-SOFT WATER, BROWN
14.	35081	SCREEN, FILTER BREWER FORMED, 12 OZ, SS
15.	35082	SEAL RING, FILTER BREWER, 12 OZ
16.	36801	BLADE WIPER, FIXED FILTER BREWER
17.	35147-1	CARRIAGE, BREWER, FIXED FILTER
17A.	37282	CARRIAGE, BREWER, W/WIPER BLADE INSTALLED
18.	36772	CHAMBER, BREW, 12 OZ FIXED FILTER
18A.	37283	CHAMBER, BREW, W/SEAL RING INSTALLED
19.	14435	SPRING, BREW CHAMBER
20.	12798	SEAL, BREW CHAMBER
21.	06031	COTTER PIN, 1/16 X 1/2, SS
22.	15528	SPRING, CARRIAGE RETURN
23.	14344	ROD, CARRIAGE SUPPORT
NS	27500004	BREW FILTER UPGRADE KIT, BLACK, FINE
	26600095	FIXED FILTER, ONLY, BLACK, FINE
NS	27500004-1	BREW FILTER UPGRADE KIT, BROWN, COURSE
	26600095-1	FIXED FILTER, ONLY, BROWN, COURSE

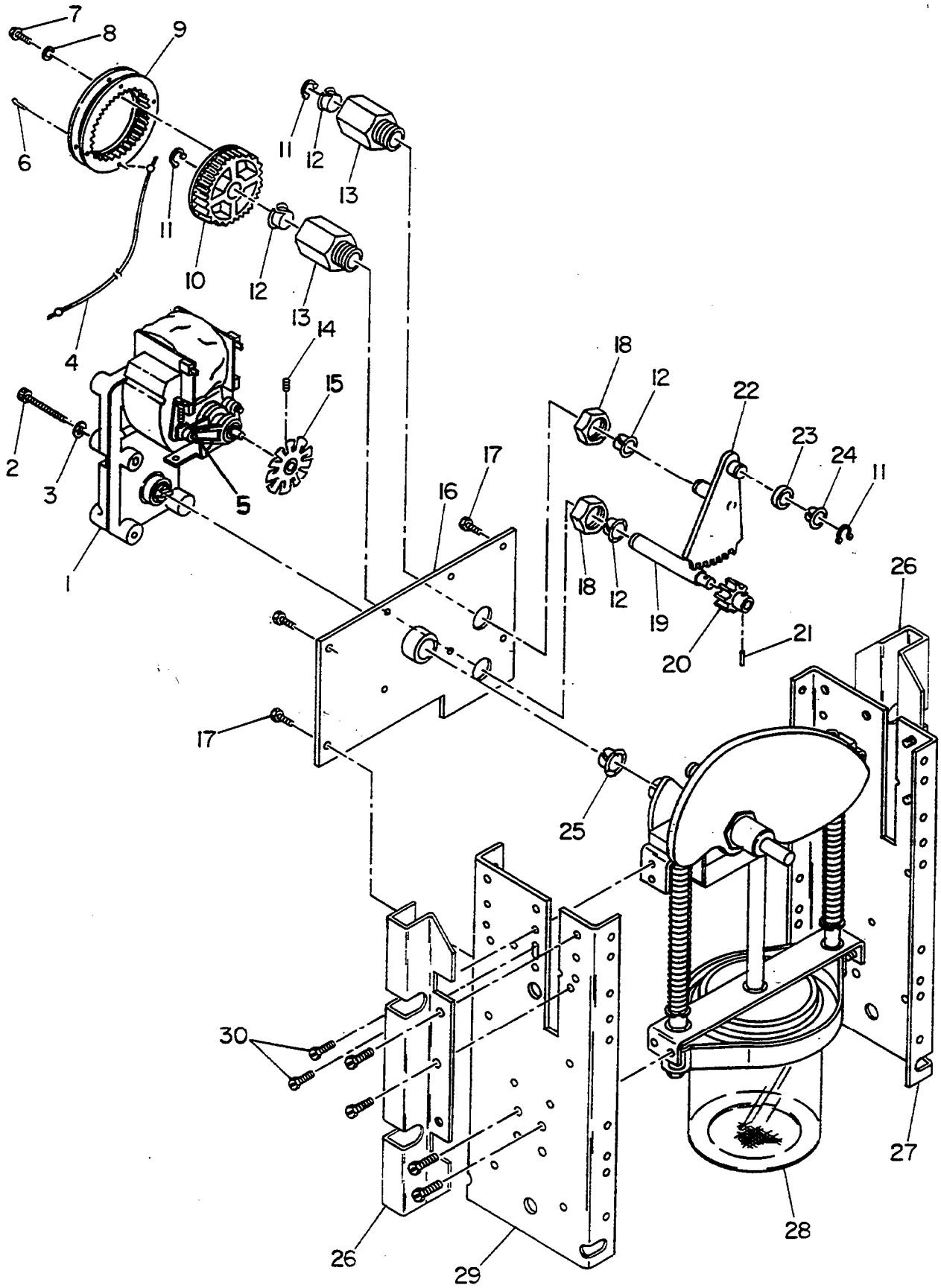


**BREWER BASE ASM 12 OZ  
MODEL 203 VERSION**

*NOTE: THIS ASSEMBLY IS USED ON ALL MODEL 203's. PARTS FOR FIXED FILTER BASE ASM IS ON PREVIOUS PAGES.*

1.	36320	BASE ASM, COMPLETE (INCLUDES ITEMS 2-28), (THIS COMPLETE ASSEMBLY IS NO LONGER AVAILABLE , CAN BE REPLACED WITH FIXED FILTER BASE ASM ASM P/N 36996)
2.	35172	FRAME ASM, BASE, WELDED (ONLY)
3.	14370	IDLER, ROLLER
4.	16291	SHAFT, IDLER
5.	16419	NUT, PUSH, ACORN, PALNUT
6.	15019	PAWL, BREWER BASE
7.	14780	PIN, ROLL, 1/16 X 1/4, SS
8.	17521-3	RING, RETAINING, 1/4 BCU
9.	14805	SCREW, 10-32 X 3/8, HH, SD, PL
10.	04862	NUT, 6-32, KN, THUMB
11.	14344	ROD, CARRIAGE & FILTER SUPPORT
12.	15528	SPRING, CARRIAGE RETURN
13.	14354	SPRING, FILTER RETURN
14.	14435	SPRING, BREW CHAMBER
15.	12798	SEAL, BREW CAVITY
16.	35087	CHAMBER, BREW
17.	37573	CHAMBER WITH SEAL INSTALLED (INCL ITEMS 15 & 16)
18.	37667	CARRIAGE, BREW W/WIPER INSTALLED (INCL ITEMS 19-21,32)
19.	35147	CARRIAGE, BREW, 12 OZ
20.	14349	BLADE, WIPER, RUBBER
21.	06031	PIN, COTTER, 1/16 X 1/2, SS
22.	35075	FILTER, MOLDED, BROWN
23.	35082	SEAL, RING FILTER
24.	35081	SCREEN, FILTER
25.	27926	COVER, FUNNEL
26.	35089	SUPPORT, SCREEN, FILTER
27.	15022	SCREW, 6-32 X 1/2, FH, SS
28.	17898	FUNNEL, POLY
29.	19047*	RING, DRIP
30.	11115*	TUBE, 5/8 X 13/16 X 3/32 (BULK NO. SOLD PER INCH; 9 IN.)
31.	32285*	ADAPTER, BREWER, TUBE-TROUGH
32.	35171	SPACER, WIPER BLADE, 12 OZ

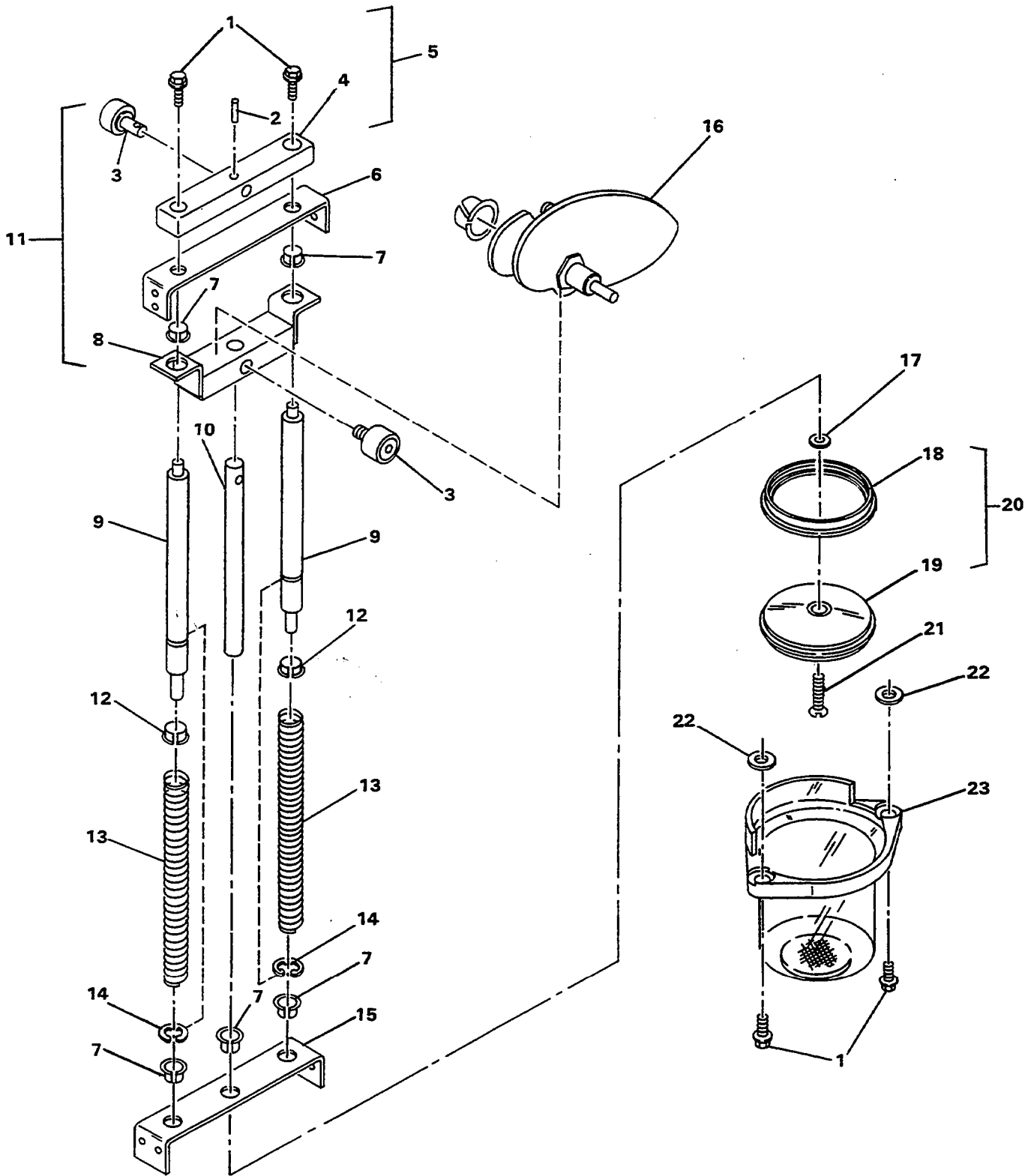
\*ITEMS 29-31 ARE NOT INCLUDED IN BASE ASSEMBLY (ITEM 1).



## BREWER BACK PANEL, FRONT CHANNEL & MAIN FRAME ASSEMBLIES

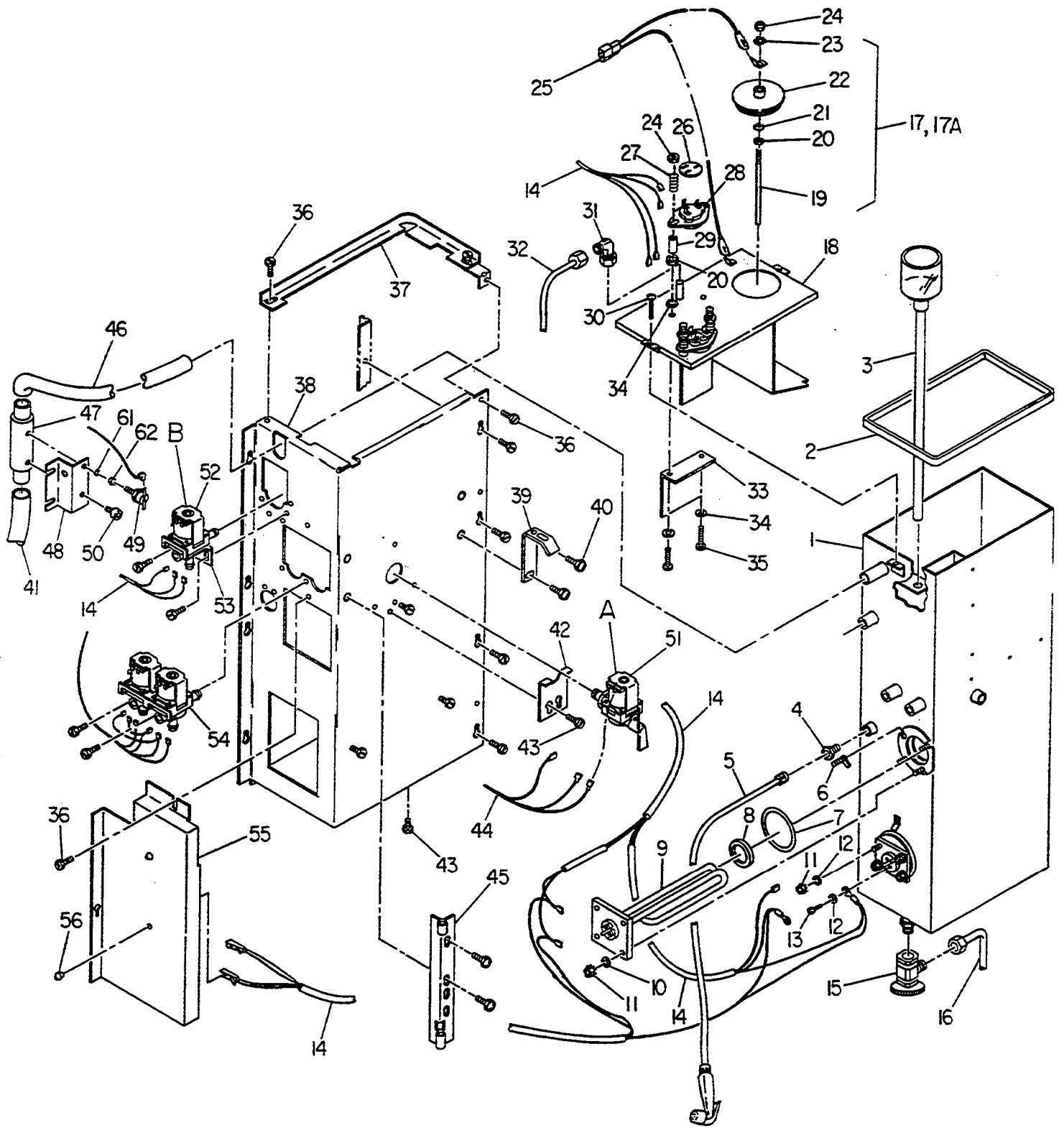
1.	26700036	MOTOR, BREWER, MERKLE-KORFF MODEL# 4520 UP-170
2.	17846	SCREW, 10-32 X 2 IN, SOCKET HEAD CAP
3.	17423	WASHER, LOCK, #10 INT STAR, PL
4.	17404-1	CABLE ASM, SLOW RETURN 12 OZ, 16 INCHES
5.	21495	SPRING, BRAKE, MOTOR
6.	17412	PIN, COTTER, 1/16 X 3/4, SS
7.	14806	SCREW, 8-32 X 3/8, HH, ZP, F, SD WA
8.	00961	WASHER, FLAT #8, PL
9.	15553	SPOOL, OUTER
10.	15554	SPOOL, INNER
11.	17521-7	RING, RETAINING, 3/8 BCU
12.	16058	NYLINER, 6L6F
13.	17683	SLEEVE, BEARING
14.	03272	SCREW, 8-32 X 3/16, NYLK, SK SET
15.	17584	BLADE, FAN, 1 5/8 DIA
16.	17531	PANEL ASM, BREWER BACK
17.	14805	SCREW, 10-32 X 3/8, HH, SD, PL
18.	00822	NUT, 5/8-18 X 3/16, HEX, BRASS
19.	15521	SHAFT, PINION
20.	15520	GEAR, PINION
21.	14511	PIN, ROLL, 3/32 X 1/2, SS
22.	15522	GEAR ASM, SEGMENT
23.	15512	CAM FOLLOWER
24.	16438	NYLINER, CAM FOLLOWER
25.	16058-5	NYLINER, 12L12FGS
26.	35091	SUPPORT PLATE, CAM COVERS
27.	35086	CHANNEL, BREWER SIDE, RIGHT-HAND, 12 OZ
28.		CYLINDER & PISTON ASM, BREWER (SEE PAGE 8.05)
29.	35085	CHANNEL, BREWER SIDE, LEFT-HAND, 12 OZ
30.	22220	SCREW, 10-32 X 1/2, HH, TP, PL





## BREWER CYLINDER AND PISTON ASSEMBLIES

1.	17415	SCREW, 1/4-20 X 1/2, HH, WA, M, PL
2.	14511	PIN, ROLL, 3/32 X 1/2, SS
3.	11947	FOLLOWER, CAM, SEALED
4.	17324	BRIDGE, CYLINDER, 12 OZ
5.	35169	BRIDGE ASM, CYLINDER (INCLUDES ITEMS 2, 3 & 4)
6.	17326	BRACKET, GUIDE TOP
7.	16058-17	NYLINER, 8L2FF
8.	35074	BRIDGE, PISTON, 12 OZ
9.	35079	ROD, CYLINDER, 12 OZ
10.	35080	ROD, PISTON, 12 OZ
11.	18997	BRIDGE ASM, PISTON (INCLUDES ITEMS 3, 8 & 10)
12.	16058-16	NYLINER, 8L12F
13.	35083	SPRING, PISTON RETURN, 12 OZ, 29 TURNS
14.	17521-10	RING, RETAINING, 7/16, SS
15.	17325	BRACKET, GUIDE, BOTTOM
16.	36353	CAM ASM, BREWER ASM 12 OZ
17.	13085	GASKET, PISTON
18.	29482	SEAL, PISTON, WHITE SILICONE
19.	29481	NO LONGER AVAILABLE, SEE KIT BELOW
20.	29483	PISTON ASM, RED, W/WHITE SEAL-INCLUDES ITEMS 18-19)
21.	12716	SCREW, 1/4-20 X 1 1/4, SS
22.	13839	WASHER, CYLINDER, 3/8 X 11/16 X 1/16, SS
23.	35077	CYLINDER, BREWER 12 OZ
KIT	27500091	PISTON CONVERSION KIT, 12 OZ (INCLUDES ITEMS A, B, C)
A.	29481-1	PISTON, MOLDED RED, METRIC HOLE
B.	23000006	ROD, PISTON METRIC, 12 OZ BREWER
C.	23100114	SCREW, M5 X .8 X 30 MM FH PHL SS,
KIT	27500092	PISTON CONVERSION KIT, 7 OZ (INCLUDES ITEMS A, D, C)
A.	29481-1	PISTON, MOLDED RED, METRIC HOLE
D.	23000005	ROD, PISTON, METRIC, 7OZ BREWER
C.	23100114	SCREW, M5 X .8 X 30 MM FH PHL SS



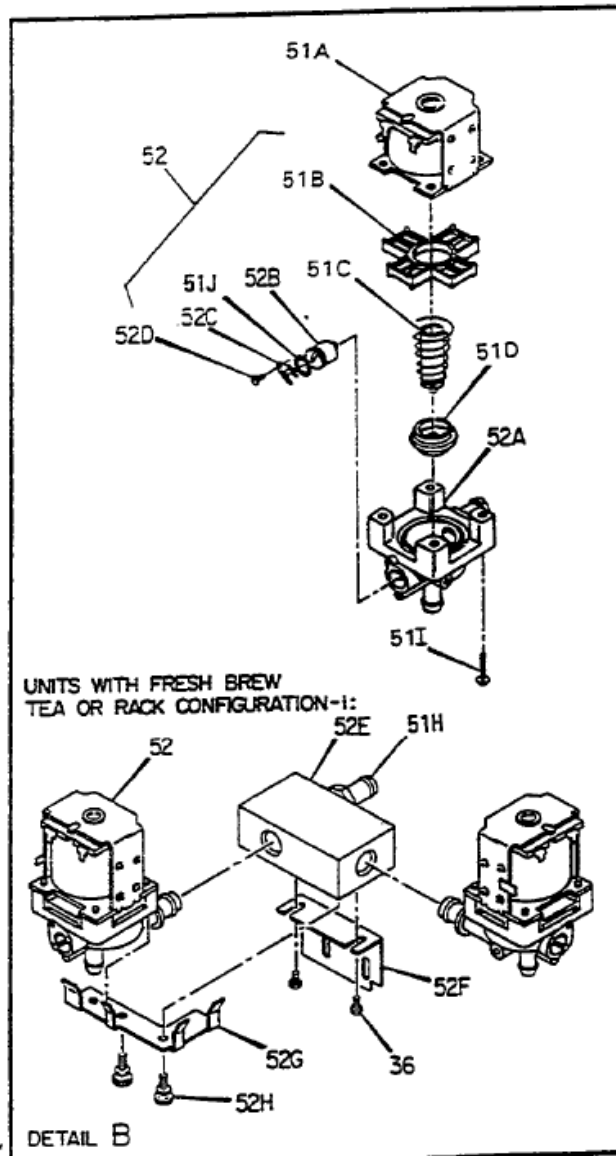
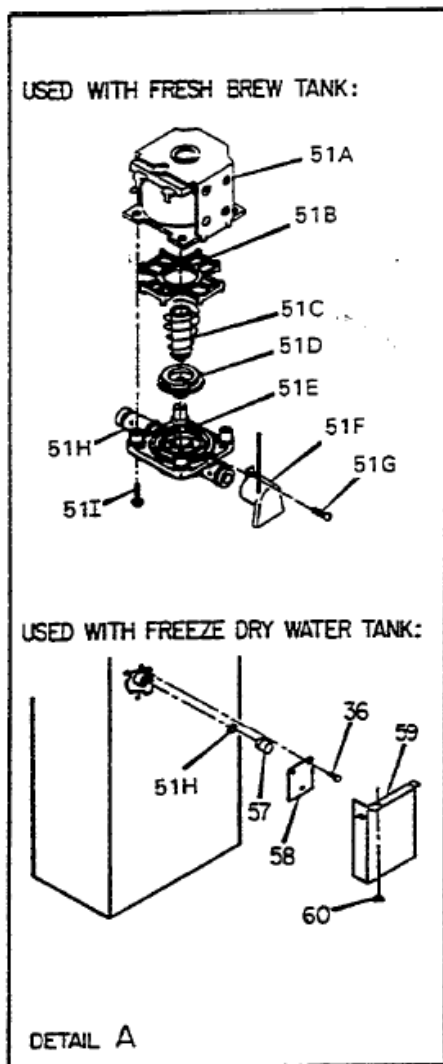
## TANK ASSEMBLY, HOT WATER

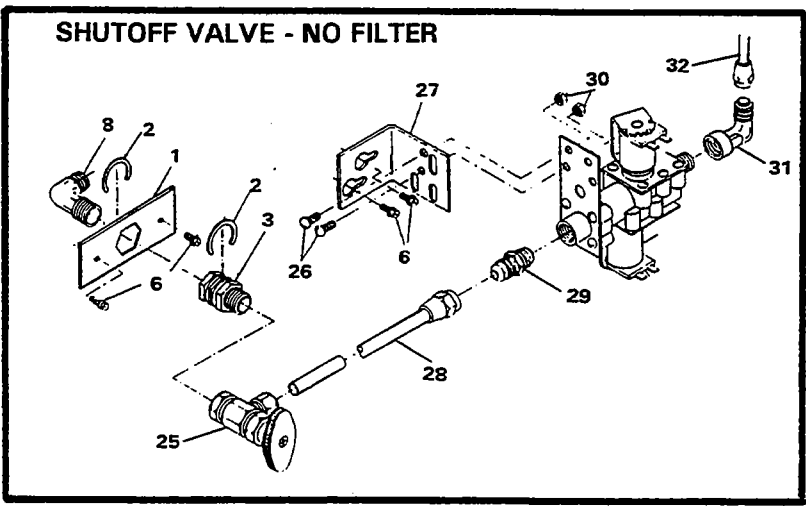
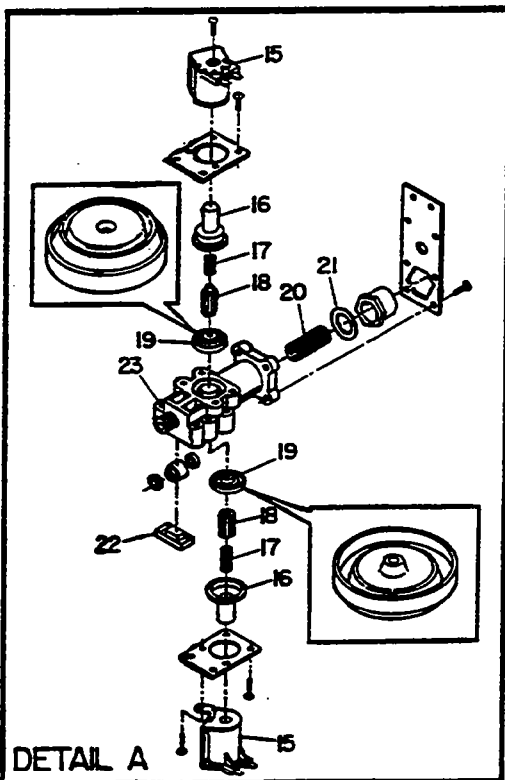
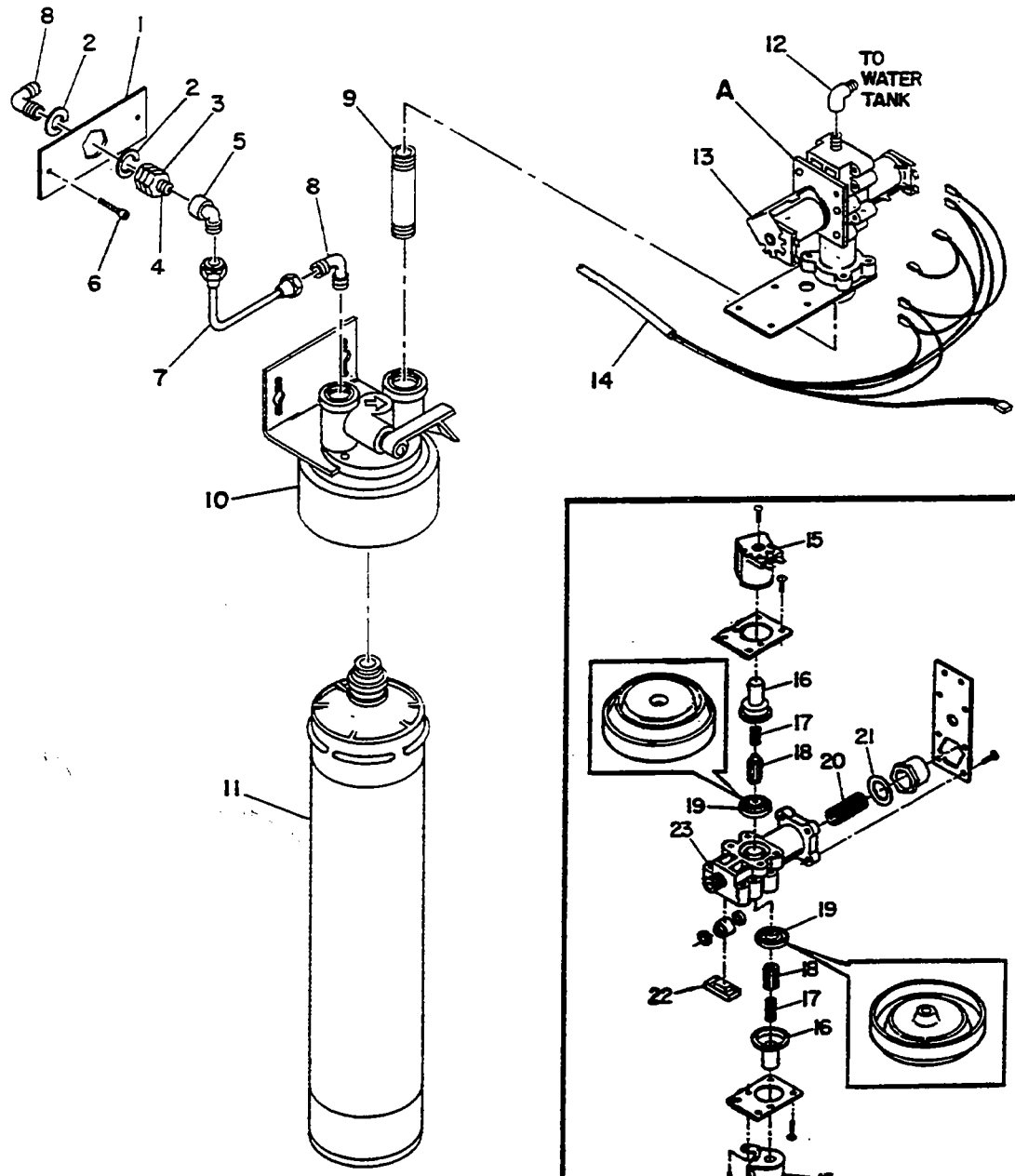
	35203	TANK ASM, COMPLETE, FB, 4 COM. VALVES (FBT)
	35202	TANK ASM, COMPLETE, FB, 3 COM. VALVE
	35020	TANK ASM, COMPLETE, FREEZE DRY, 3 COM. VALVE
1.	34950	TANK ASM, HOT WATER, WELDED
2.	22527	GASKET, TANK, (BULK #-SOLD PER INCH; 28 1/2 PER UNIT)
3.	31724	TUBE ASM, FILL
4.	08229	ADAPTER, BRASS, 1/4 MPT X 1/8 FPT
5.	14494	FAUCET & RINSE HOSE, 4 FEET
6.	24496	SCREW, 1/4-20 X 3/4, WELD, HEATER
7.	22414	RING, 'O', 2 3/4 X 3 1/8
8.	22262	GASKET (ONLY), HEATER
9.	21449	HEATER & GASKET, 1500W., 120V. (INCL. ITEM 8)
10.	13959	WASHER, SS, .715 OD X .344 ID
11.	12518	NUT, 1/4-20, KEP, PL
12.	17423	WASHER, LOCK, #10, INTERNAL STAR, PL
13.	101S10-4	SCREW, 10-32 X 1/4, RH, M, SS
14.	34888-1	HARNES ASM, HOT WATER TANK
15.	14924	VALVE, TANK DRAIN
16.	31502	TUBE, TANK DRAIN, COPPER, 3/8 X 7 IN.
17.	35291	LID ASM, HOT WATER TANK, LG, COMPLETE
17A.	35290	LID ASM, HOT WATER TANK, FD, COMPLETE
18.	30712	LID ASM, HWT TANK, WELDED
19.	35279	PROBE, HWT TANK
20.	00046	NUT, 6-32, HEX, BRASS
21.	60056	WASHER, ,FLAT, #6, SS
22.	19025	COVER, PROBE ACCESS, HTW TANK
23.	22226	WASHER, LOCK #6, EXTRN PL
24.	19927	NUT, 6-32, LOCK, NYLON INSERT
25.	35281	HARNES ASM, PROBE/TANK
26.	30752	COVER, THERMOSTAT
27.	37189	SPRING, COMPRESSION, THERMOSTAT
28.	30571	THERMOSTAT, 195 DEGREE, FB STANDARD
28A.	24655	THERMOSTAT, 190 DEGREE
28B.	25201	THERMOSTAT, 180 DEGREE, FD STANDARD, 3 TERMINAL
28C.	23497	THERMOSTAT, 170 DEGREE (OPTIONAL)
28D.		THERMAL PAD, THERMOSTAT
29.	37188	SLEEVE, BRASS, THERMOSTAT
30.	17654	SCREW, 6-32 X 1, PH, F, TP
31.	26189	ELBOW, 1/4 PT, BRASS UNION
32.	38324-36	TUBE ASM, WTR INLET VALVE TO TANK (UNIT W/FILTER) PLASTIC TUBE
32A.	30997	TUBE ASM, WTR INLET VALVE TO TANK (UNIT W/SHUT-OFF VALVE)
33.	30728	THERMOSINK, COPPER
34.	27887	WASHER, #6, STAINLESS STEEL
35.	37190	SCREW, 6-32 X 1.25, RH, BRASS
36.	14806	SCREW, 8-32 X 3/8, HH, ZP, F, SD WA
37.	30724	STRAP ASM, HOT WATER TANK
38.	34952	STRAP ASM, HOT WATER TANK
39.	16641	STRAP ASM, HOT WATER TANK
40.	17415	SCREW, 1/4-20 X 1/2, HH, WA, M, PL
41.	24760-2	TUBE, OVERFLOW, RUBBER
42.	28814	RETAINER, BREWER VALVE (NOT USED ON FD UNITS)
43.	23999	SCREW, 8-32 X 3/4, HH, F, SD
44.	35144	HARNES ASM, BREWER, 12 OZ
45.	16646	HINGE ASM, TANK SIDE, BREWER (FB ONLY)
46.	24760-1	TUBE, OVERFLOW, RUBBER
47.	34678	TUBE, OVERTEMP THERMOSTAT
48.	34159	BRACKET, OVERTEMP THERMOSTAT
49.	36573	OVERTEMP THERMOSTAT, SAFETY, 150 DEGREE
50.	30504	SCREW, 1/4-20 X 3/8, SK CAP, NYLON

{CONTINUE ON NEXT PAGE}

## TANK ASSEMBLY, HOT WATER (CONTINUED)

51.	35216	VALVE ASM, BREWER, EATON VALVE	52H.	19114	SCREW, 8-23 X 3/8, THUMB KNURLED, BR, NPL
51A.	30596	COIL, RED	52I.	35308	WIRE JUMPER, BLUE, FB TE/CONFIGURATION-1
51B.	27787	ADAPTER, EATON VALVE	52J.	35309	WIRE JUMPER, GREEN/YELLOW, FB TEA.CONF-1
51C.	30598	ARMATURE AND SPRING, EATON VALVE	53.	30725	BRACKET, VALVE RETAINER, EATON
51D.	32911	DIAPHRAGM, EATON VALVE	54.	34982	BRACKET, 2 VALVE RETAINER, COMMODITY
51E.	33424	BODY, VALVE, CLEAR PLASTIC	55.	30708	COVER, HEATER, HOT WATER TANK
51F.	35178	SPOUT, BREWER VALVE, EATON, BLACK	56.	27934	LENS, RED
51G.	28825	SCREW, 6 X 5/16, PH, TYPE 25, PL	57.	28078	PLUG, VALVE
51H.	14759	SEAL, 'O' RING, 1/2 X 5/8, EPDM, PURPLE	58.	23043	COVER, HOLE, FD TANK
51I.	27791	SCREW, LOCKING	59.	31206	COVER, HOT WATER TANK, FD
51J.	32864	SEAL, 'O' RING, 7/16 X 9/16, SIL. RED	60.	06888	NUT, 8-32 WING, ZINC WA BASE3
52.	26600112	VALVE ASM, COMMODITY, EATON (SEE DETAIL B)	61.	28521	NYLON WASHER, 1/8
52A.	27786	BODY, VALVE, CLEAR	62.	34634-1	NYLON SPACER, 1/4
52B.	27788	SCREW ASM, ADJUSTING (INCL ITEM 52H)			
52C.	27794	CLIP, METER FLOW			
52D.	27792	SCREW FOR ATTACHING ITEM 52C			
52E.	34986	MANIFOLD, 2 VALVE (FB TEA)			
52F.	34987	BRACKET, MANIFOLD RETAINER, 2 VALVE			
52G.	34985	BRACKET, VALVE RETAINER, MANIFOLD			





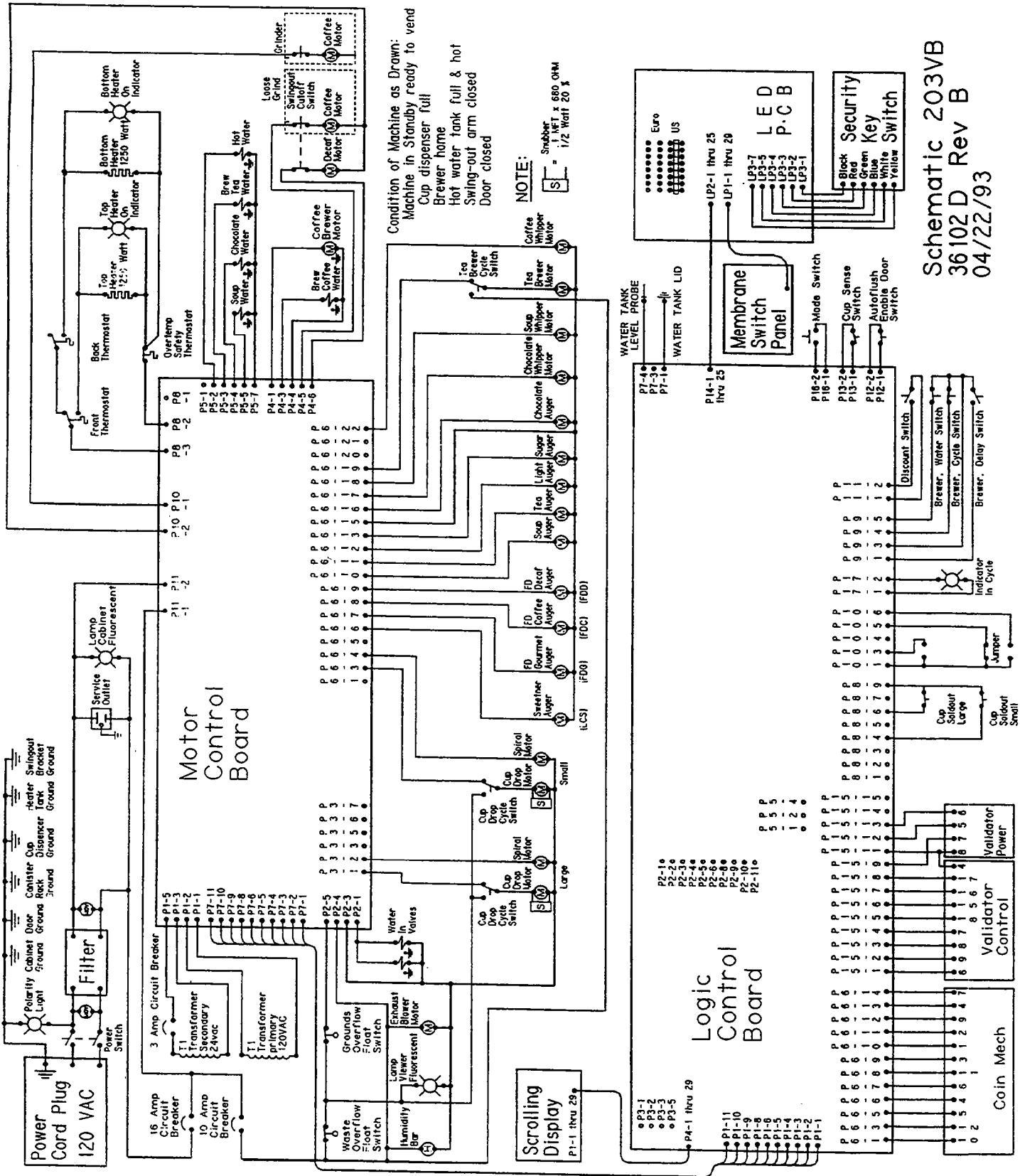
## WATER INLET AND FILTER ASSEMBLIES

1.	26444	PLATE, RETAINER FITTING, WATER INLET
2.	17521-5	RING, RETAINING, 'E', 15/16, WATER INLET
3.	25886	ADAPTER, WATER INLET
4.		TEFLON TAPE
5.	17357	ELBOW, 3/8 MFL X 3/8 NPT, BRASS
6.	14806	SCREW, 8-32 X 3/8, HH, ZP, F, SD WA
7.	18790	TUBE ASM, WATER INLET TO FILTER
8.	06225	ELBOW, 3/8 MPT X 3/8 MFL
9.	31135	NIPPLE, 3/8 X 2 1/2, BRASS
10.	23281	FILTER HEAD & RING ASM WITH BRACKET, EVERPURE QL3
10A.	31329	FILTER HEAD & RING ASM, CUNO
	31341	BRACKET, CUNO FILTER
11.	16991	CARTRIDGE, EVERPURE FILTER QC4-H
11A.	31328	CARTRIDGE, CUNO FILTER
12.	06421	ELBOW, 1/4 MFL X 1/4 FPT, BRASS
13.	360146	VALVE ASM, COMPLETE (ALL ITEMS IN DETAIL A)
14.	34887	HARNESS, CABINET MAIN
15.	18116	COIL, WHITE
16.	16453	GUIDE
17.	16452	SPRING
18.	16451	ARMATURE
19.	22247	DIAPHRAGM, LIFT
20.	16476	SCREEN, INLET VALVE
21.	16477	GASKET
22.	16474	PLUG, SEAL
23.	16449	BODY, VALVE
24.	25885	ADAPTER ASM, WATER INLET (INCL ITEMS 1,2,3)
25.	14924	VALVE, SHUTOFF, WATER INLET
26.	14491	SCREW, 8-32 X 3/8, PH
27.	14502	BRACKET, VALVE, WATER INLET
28.	30995	TUBE ASM, SHUTOFF VALVE TO WATER INLET VALVE
29.	14923	ADAPTER, BRASS, 3/8 MPT X 3/8 MFL
30.	11749	NUT, 8-32, KEP
31.	17357	ELBOW, 3/8 MFL X 3/8 NPT, BRASS
32.	30997	TUBE ASM, WATER INLET, VALVE TO TANK





# AP 203 DUAL CUP SCHEMATIC DIAGRAM



Schematic 203VB  
 36102 D Rev B  
 04/22/93